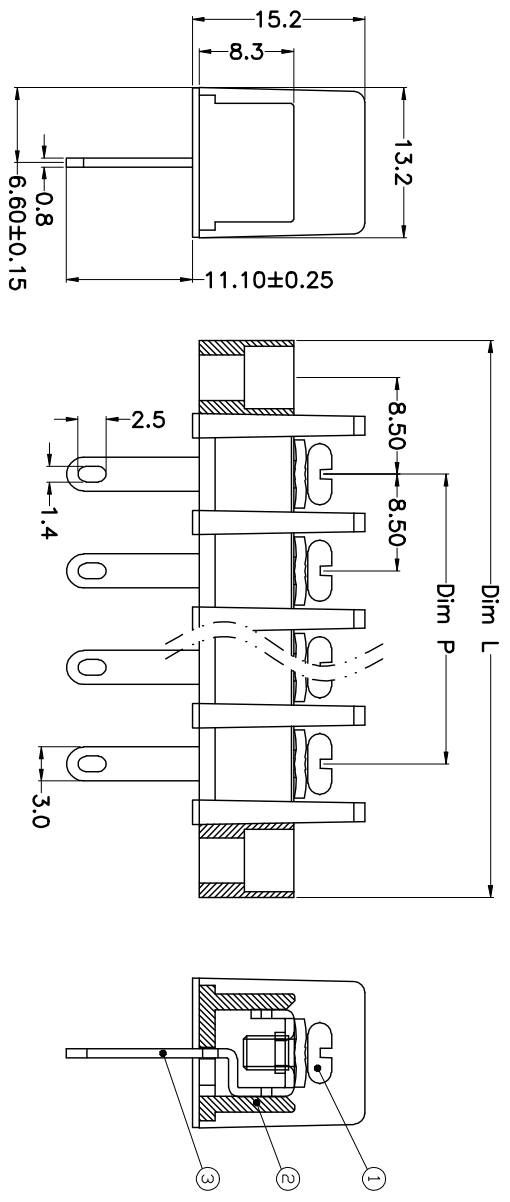
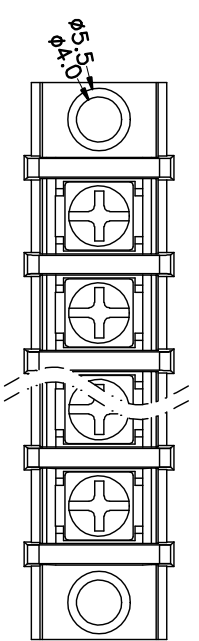
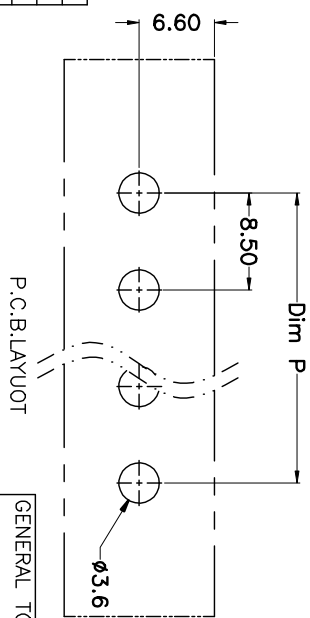


| REV. | DESCRIPTION | DATE      | DRAWN | APPROVED |
|------|-------------|-----------|-------|----------|
| A1   | DWG.REL     | 2015.3.12 | FANG  | YANG     |



N=Number of Poles  
Dim P=(N-1)x8.50  
Dim L=Nx8.50+15

| Poles Dim | Dim P | Dim L |
|-----------|-------|-------|
| 2-6P      | ±0.10 | ±0.15 |
| 7-12P     | ±0.20 | ±0.20 |
| 13-18P    | ±0.25 | ±0.30 |
| 19-24P    | ±0.30 | ±0.40 |

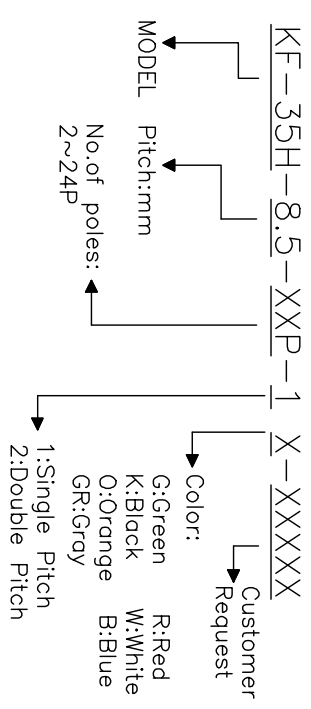


| GENERAL TOLERANCE | ANGLE TOLERANCE |
|-------------------|-----------------|
| X. ±0.5           | X. ±5'          |
| .X ±0.3           | .X ±3'          |
| .XX ±0.1          | .XX ±1'         |

| DRAWING TYPE | CUSTOMER     |
|--------------|--------------|
| SCALE        | 1:1          |
| DRAWING NO.  | SHEET 1 OF 1 |

- Material  
 @Screws : M3.0 steel, Ni plated  
 @Housing : PA66,UL94V-0  
 @Terminal : Brass, Tin plated
- Electrical UL IEC  
 Rated voltage : 300V 450V  
 Rated current : 20A 24A  
 Insulation resistance: 500MΩ/DC500V  
 Withstanding Voltage : AC2000V/1min  
 Wire range: 22-12AWG 2.5mm<sup>2</sup>
- Mechanical  
 Operating temperature:-40℃~+105℃  
 Soldering temperature:250℃±5/5sec  
 Torque: 0.5N.m (4.43Lb.in)

HOW TO ORDER



| PROJECTION    | TITLE          |
|---------------|----------------|
| UNITS mm      | KF-35H-8.5-XXP |
| SHEET SIZE A4 | SERIES KF-35H  |

科奕科技有限公司