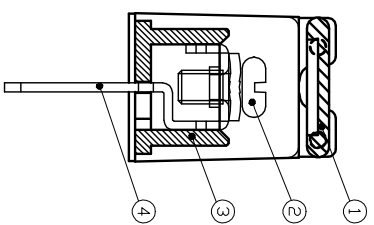
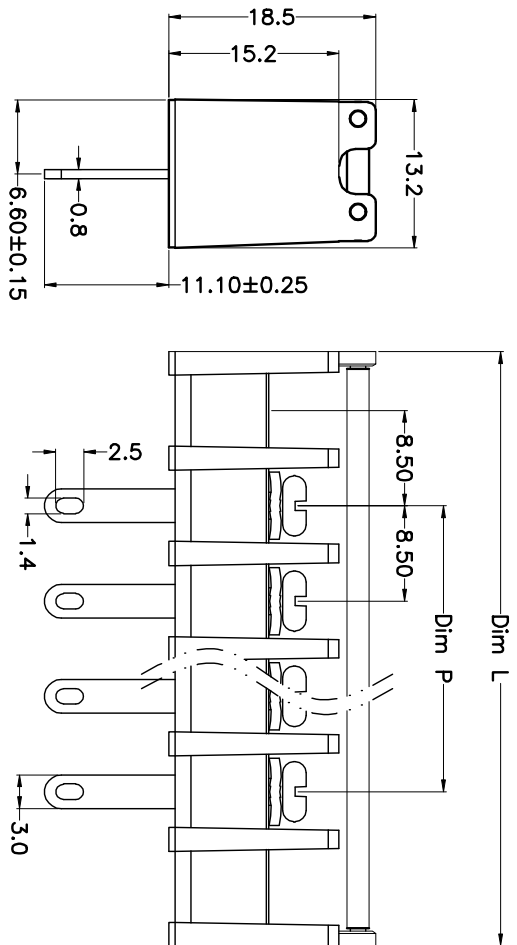
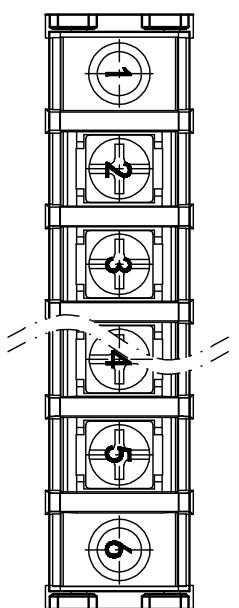
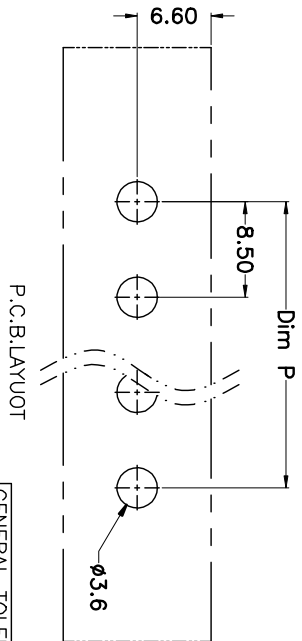


REV.	DESCRIPTION	DATE	DRAWN	APPROVED
A1	DWG.REL	2015.3.12	FANG	YANG



N=Number of Poles
Dim P=(N-1)×8.50
Dim L=N×8.50+19

Poles	Dim P	Dim L
2-6P	±0.10	±0.15
7-12P	±0.20	±0.20
13-18P	±0.25	±0.30
19-24P	±0.30	±0.40



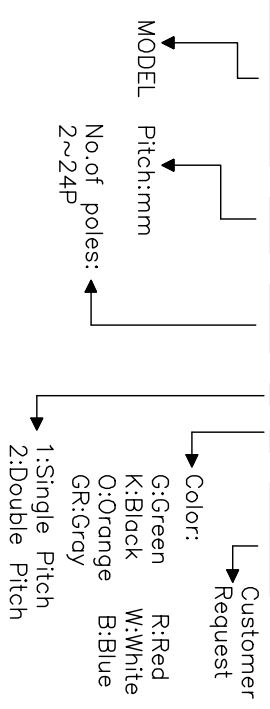
- Material
 - ①Cover : PA66,UL94V-0
 - ②Screws : M3.0 steel, Ni plated
 - ③Housing : PA66,UL94V-0
 - ④Terminal : Brass, Tin plated

- Electrical UL IEC
 - Rated voltage : 300V 450V
 - Rated current : 20A 24A
 - Insulation resistance: 500MΩ/DC500V
 - Withstanding Voltage : AC2000V/1min
 - Wire range: 22-12AWG 2.5mm²

- Mechanical
 - Operating temperature:-40°C~+105°C
 - Soldering temperature:250°C±5/5sec
 - Torque: 0.5N.m (4.43lb.in)

HOW TO ORDER

KF-35HM-8.5-XXP-1 X-XXXXX



GENERAL TOLERANCE	ANGLE TOLERANCE
X. ±0.5	X. ±5'
.X ±0.3	.X ±3'
.XX ±0.1	.XX ±1'

DRAWING TYPE	CUSTOMER
SCALE	1:1
SHEET	1 OF 1
DRAWING NO.	

PROJECTION	TITLE
mm	KF-35HM-8.5-XXP
SHEET SIZE	SERIES KF-35HM

科奕科技有限公司