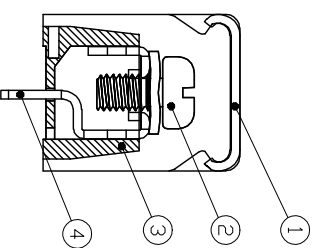
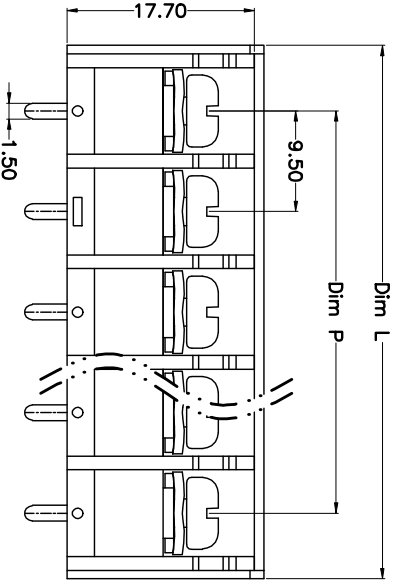
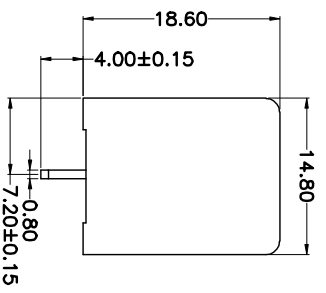
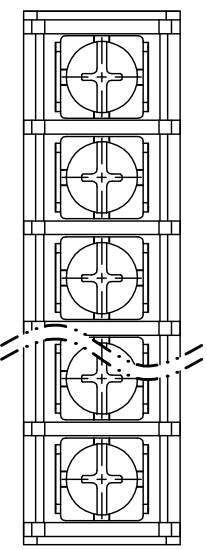
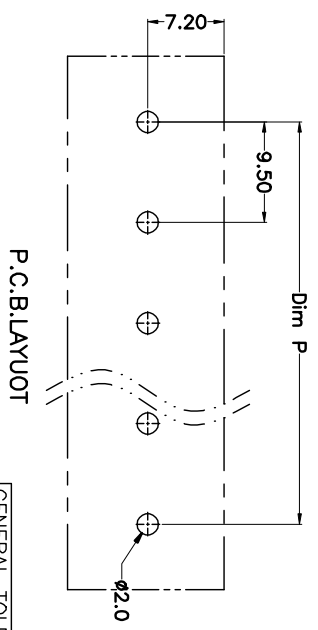


| REV. | DESCRIPTION | DATE | DRAWN | APPROVED |
|------|-------------|-----------|-------|----------|
| A1 | DWG.REL | 2015.3.12 | FANG | YANG |



N=Number of Poles
 Dim P=(N-1)X9.5
 Dim L=Nx9.5+2.9

| Poles/Dim | Dim P | Dim L |
|-----------|-------|-------|
| 2-6P | ±0.10 | ±0.15 |
| 7-12P | ±0.20 | ±0.20 |
| 13-18P | ±0.25 | ±0.30 |
| 19-24P | ±0.30 | ±0.40 |



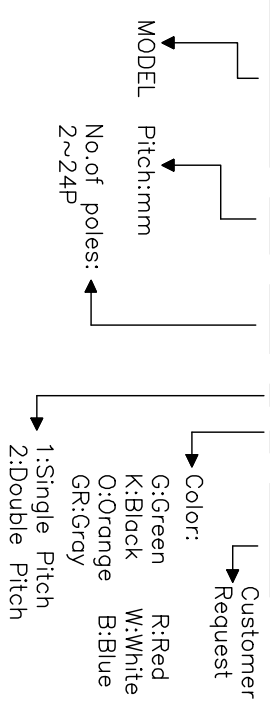
| GENERAL TOLERANCE | ANGLE TOLERANCE |
|-------------------|-----------------|
| X: ±0.5 | X: ±5' |
| .X: ±0.3 | .X: ±3' |
| .XX: ±0.1 | .XX: ±1' |

| DRAWING TYPE | CUSTOMER |
|--------------|--------------|
| SCALE | 1:1 |
| DRAWING NO. | SHEET 1 OF 1 |

- Material
 - @Cover : PA66,UL94V-0
 - @Screws : M4.0 steel, Ni plated
 - @Housing : PA66,UL94V-0
 - @Terminal : Brass, Tin plated
- Electrical UL IEC
 - Rated voltage : 300V 750V
 - Rated current : 25A 32A
 - Insulation resistance: 500MΩ/DC500V
 - Withstanding Voltage : AC2000V/1min
 - Wire range: 22-12AWG 4.0mm²
- Mechanical
 - Operating temperature:-40°C~+105°C
 - Soldering temperature:250°C±5/5sec
 - Torque: 1.2N.m (10.53lb.in)

HOW TO ORDER

KF-46CM-9.5-XXP-1 X-XXXXXX



| PROJECTION | TITLE |
|---------------|-----------------|
| mm | KF-46CM-9.5-XXP |
| SHEET SIZE A4 | SERIES KF-46CM |

科奕科技有限公司