

REV.	DESCRIPTION	DATE	DRAWN	APPROVED
A1	DWG.REL	2015.3.12	FANG	YANG

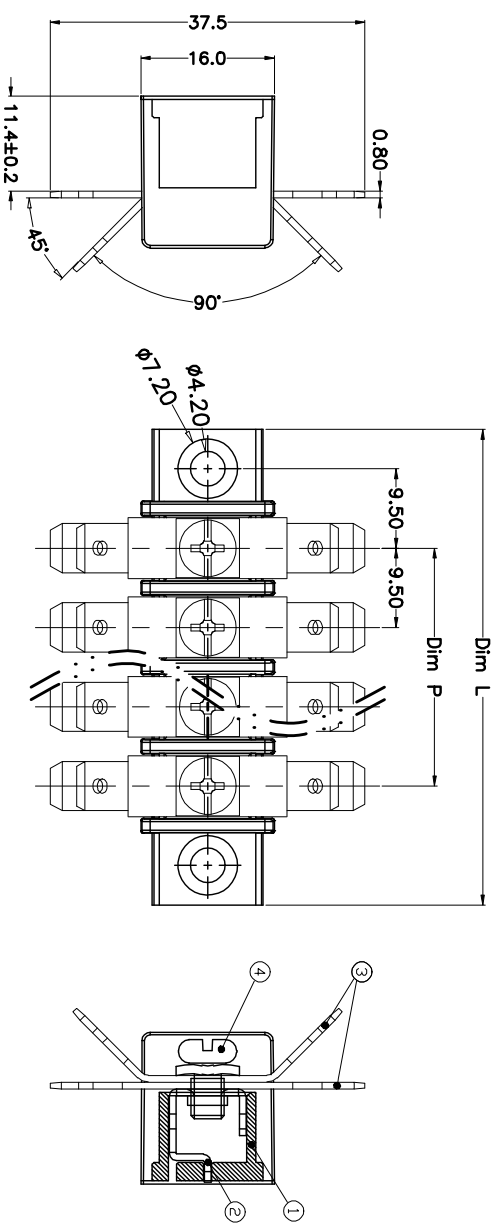
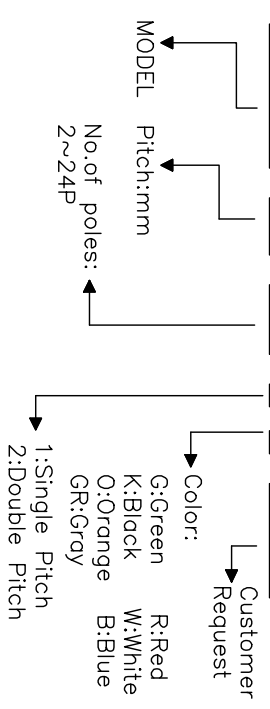
- Material
 - ØHousing : PA66, UL94V-0
 - ØTerminal : Brass, Ni plated
 - ØPlane film: Brass, Ni plated
 - ØScrews : M4.0 steel, Ni plated

- Electrical UL IEC
 - Rated voltage : 300V 750V
 - Rated current : 25A 32A
 - Insulation resistance: 500MΩ/DC500V
 - Withstanding Voltage : AC2000V/1min
 - Wire range: 22-12AWG 4.0mm²

- Mechanical
 - Operating temperature: -40°C to +105°C
 - Soldering temperature: 250°C ±5/5sec
 - Torque: 1.2N.m (10.53Lb.in)

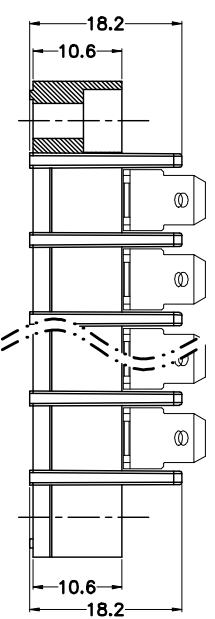
HOW TO ORDER

KF-45B-9.5-XXP-1 X-XXXXX



N=Number of Poles
Dim P=(N-1)X9.50
Dim L=Nx9.50+19

Poles	Dim P	Dim L
2-6P	±0.10	±0.15
7-12P	±0.20	±0.20
13-18P	±0.25	±0.30
19-24P	±0.30	±0.40



GENERAL TOLERANCE	ANGLE TOLERANCE
X. ±0.5	X. ±5'
.X ±0.3	.X ±3'
.XX ±0.1	.XX ±1'

DRAWING TYPE	CUSTOMER
SCALE	SHEET
1:1	1 OF 1

DRAWING NO.

PROJECTION	TITLE
mm	KF-45B-9.50-XXP

UNITS	SHEET SIZE	SERIES
mm	A4	KF-45B

科奕科技有限公司