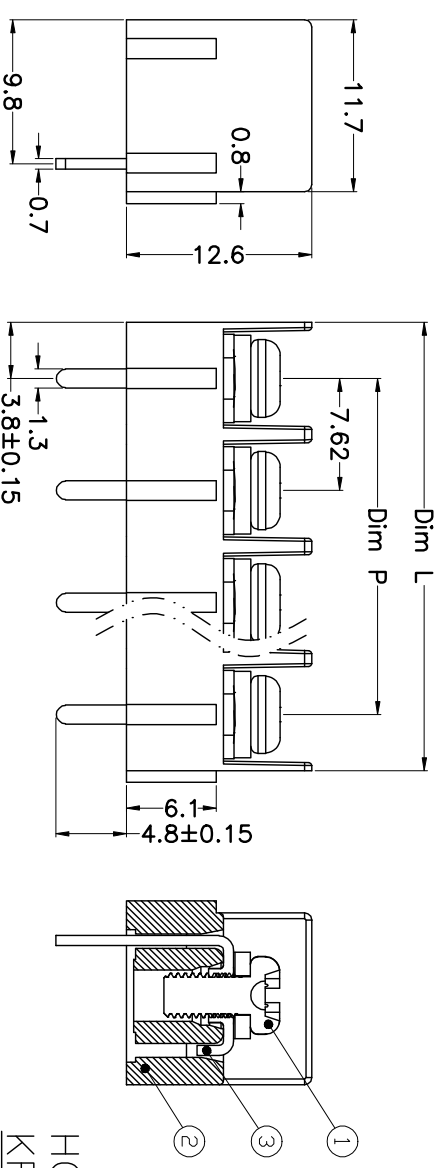
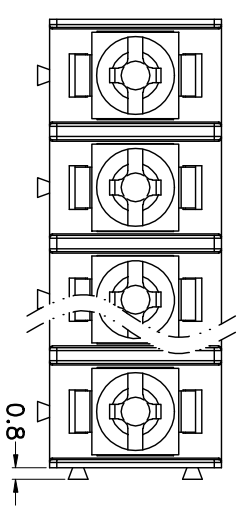
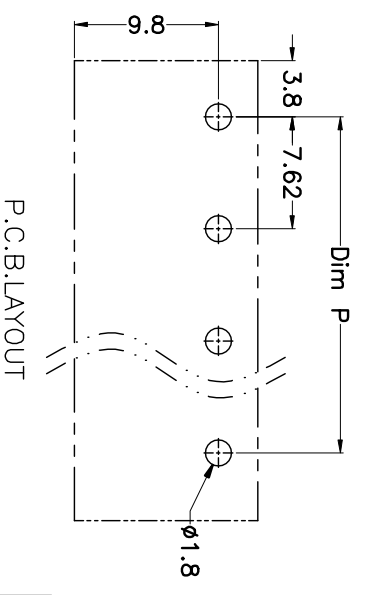


| REV. | DESCRIPTION | DATE | DRAWN | APPROVED |
|------|-------------|-----------|-------|----------|
| A1 | DWG.REL | 2015.3.12 | FANG | YANG |



N=Number of Poles
Dim P=(N-1)X7.62
Dim L=NX7.62

| Poles | Dim P | Dim L |
|--------|-------|-------|
| 2-6P | ±0.10 | ±0.15 |
| 7-12P | ±0.20 | ±0.20 |
| 13-18P | ±0.25 | ±0.30 |
| 19-24P | ±0.30 | ±0.40 |



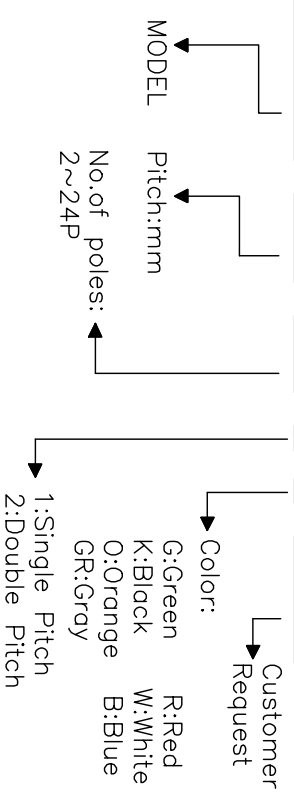
- Material
 - ØScrews : M3 steel, Ni plated
 - ØHousing : PA66,UL94V-0
 - ØTerminal : Brass, 0.7t Tin plated

- Electrical
 - UL IEC
 - Rated voltage : 300V 450V
 - Rated current : 15A 24A
 - Insulation resistance: 500MΩ/DC500V
 - Withstanding Voltage : AC2000V/1min
 - Wire range: 22-14AWG 2.5mm²

- Mechanical
 - Operating temperature:-40°C~+105°C
 - Soldering temperature:250°C±5/5sec
 - Torque: 0.5N.m (4.43Lb.in)

HOW TO ORDER

KF-762D-7.62-XXP-1 X-XXXXXX



GENERAL TOLERANCE

| ANGLE TOLERANCE | ±5' |
|-----------------|---------|
| X. ±0.5 | X. ±3' |
| .X ±0.3 | .X ±3' |
| .XX ±0.1 | .XX ±1' |

PROJECTION

| UNITS | mm |
|------------|----|
| SHEET SIZE | A4 |

TITLE: KF-762D-7.62-XXP

| SERIES | KF-762D |
|--------|---------|
|--------|---------|

科奕科技有限公司

| DRAWING TYPE | CUSTOMER | SHEET | 1 OF 1 |
|--------------|----------|-------|--------|
| SCALE | 1:1 | SHEET | 1 OF 1 |
| DRAWING NO. | | | |