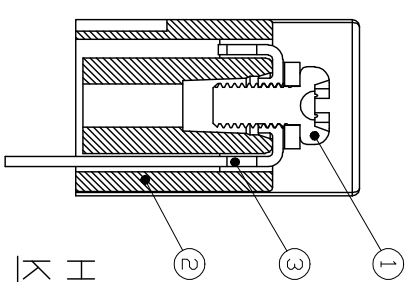
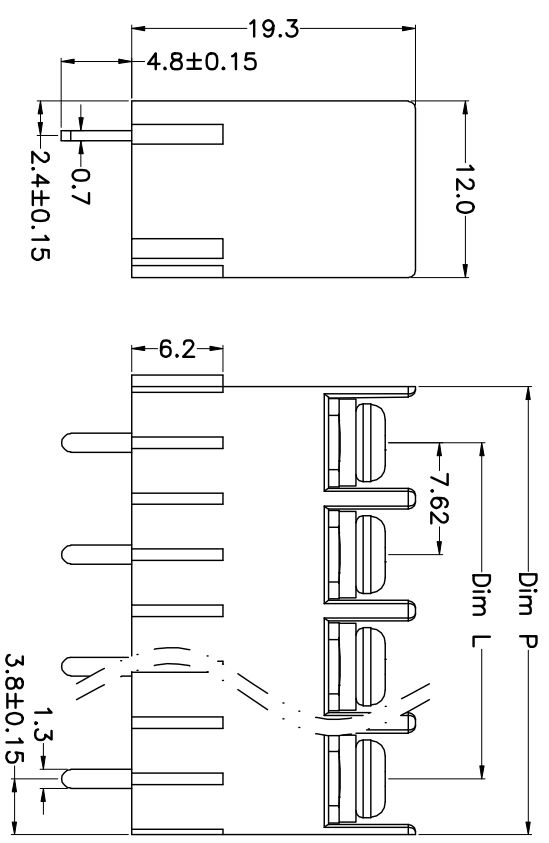



REV.	DESCRIPTION	DATE	DRAWN	APPROVED
A1	DWG.REL	2015.3.12	FANG	YANG



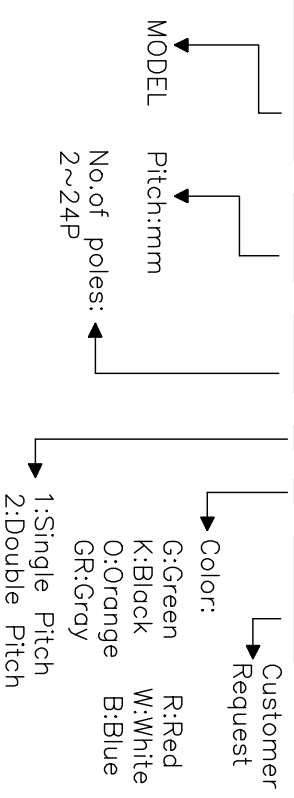
- Material
 - ØScrews : M3 steel, Ni plated
 - ØHousing : PA66,UL94V-0
 - ØTerminal : Brass, 0.7t Tin plated

- Electrical
 - UL IEC
 - Rated voltage : 300V 450V
 - Rated current : 15A 24A
 - Insulation resistance: 500MΩ/DC500V
 - Withstanding Voltage : AC2000V/1min
 - Wire range: 22-14AWG 2.5mm²

- Mechanical
 - Operating temperature:-40°C~+105°C
 - Soldering temperature:250°C±5/5sec
 - Torque: 0.5N.m (4.43Lb.in)

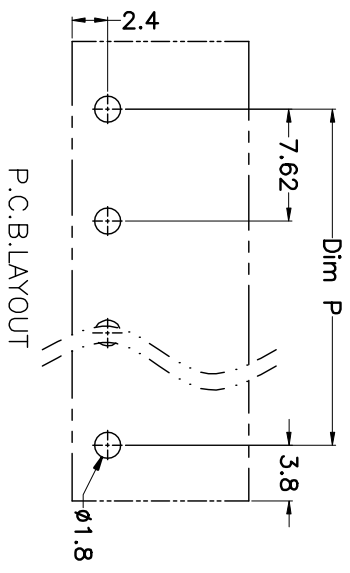
HOW TO ORDER

KF-762G-7.62-XXP-1 X-XXXXXX



N=Number of Poles
Dim P=(N-1)x7.62
Dim L=Nx7.62

Poles	Dim P	Dim L
2-6P	±0.10	±0.15
7-12P	±0.20	±0.20
13-18P	±0.25	±0.30
19-24P	±0.30	±0.40



GENERAL TOLERANCE ANGLE TOLERANCE

X.	±0.5	X.	±5°
.X	±0.3	.X.	±3°
.XX	±0.1	.XX.	±1°

DRAWING TYPE CUSTOMER SCALE

DRAWING NO.	1:1	SHEET	1 OF 1
-------------	-----	-------	--------

PROJECTION UNITS SHEET SIZE TITLE

1:1	mm	A4	KF-762G-7.62-XXP
1:1	mm	A4	KF-762G

科奕科技有限公司