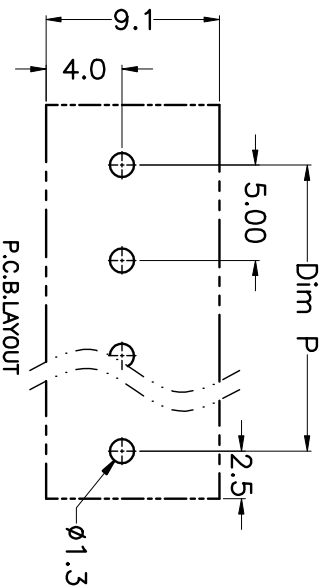
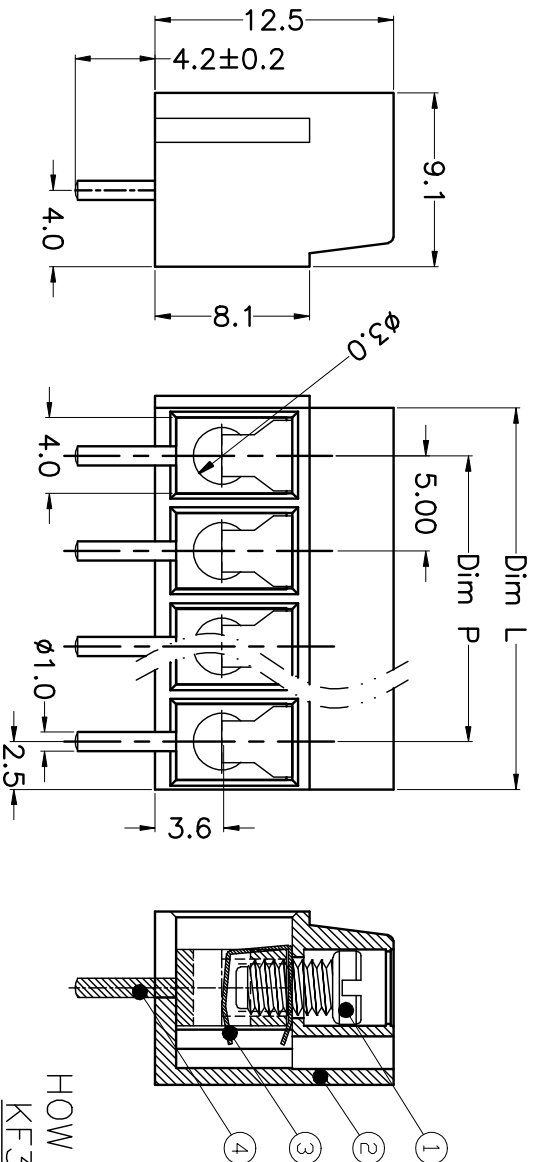
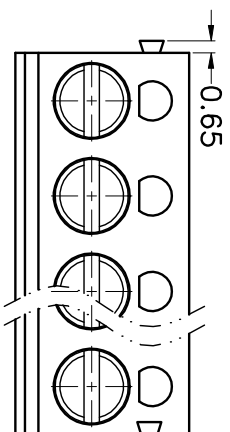


REV.	DESCRIPTION	DATE	DRAWN	APPROVED
A1	DWG.REL	2015.3.12	FANG	YANG



N=Number of Poles  
 Dim P=(N-1)x5.00  
 Dim L=Nx5.00

Poles	Dim P	Dim L
2-6P	±0.10	±0.15
7-12P	±0.20	±0.20
13-18P	±0.25	±0.30
19-24P	±0.30	±0.40

GENERAL TOLERANCE	ANGLE TOLERANCE	TOLERANCE
X	X	±5°
X	X	±3°
.XX	.XX	±1°

DRAWING TYPE	CUSTOMER	SHEET	OF	1
SCALE	1:1	1	1	1
DRAWING NO.				

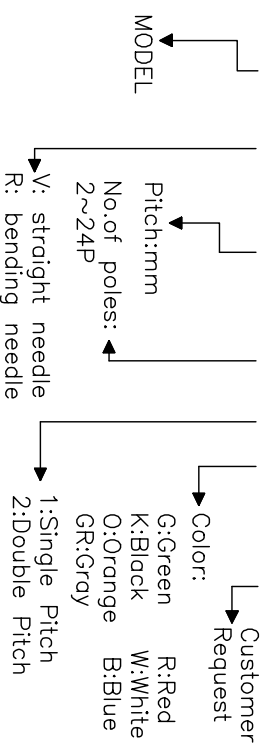
- Material
  - ①Screws : M3.0 steel, Zinc plated,
  - “\_” slot type
  - ②Housing : PA66, UL94V-0
  - ③Reed : Phosphor bronze, Ni plated or stainless steel
  - ④Pin header : Brass, Tin plated

- Electrical UL IEC
  - Rated voltage : 300V 250V
  - Rated current : 12A 24A
  - Insulation resistance: 500MΩ/DC500V
  - Withstanding Voltage : AC2000V/1min
  - Wire range: 22-14AWG 2.5mm<sup>2</sup>

- Mechanical
  - Operating temperature: -30℃~+120℃
  - Soldering temperature: 250℃±5/5sec
  - Torque: 0.5N.m (4.43lb.in)
  - Strip length: 4.5-5mm

### HOW TO ORDER

KF300 V -5.0-XXP-1 X-XXXXXX



PROJECTION	TITLE
UNITS mm	KF300V-5.0-XXP
SHEET SIZE A4	SERIES KF300V

# 科奕科技有限公司