

REV.	DESCRIPTION	DATE	DRAWN	APPROVED
A1	DWG.REL	2015.3.12	FANG	YANG

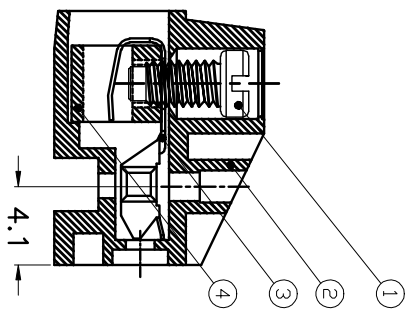
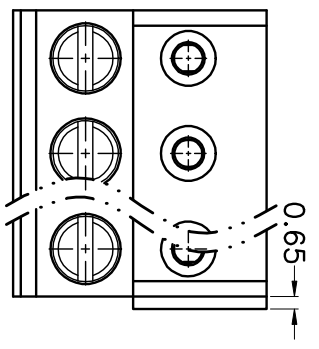
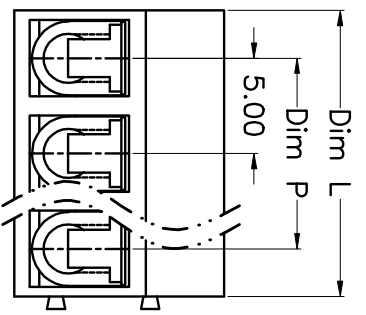
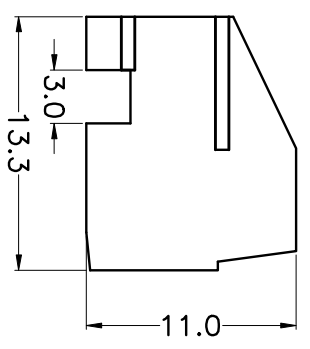
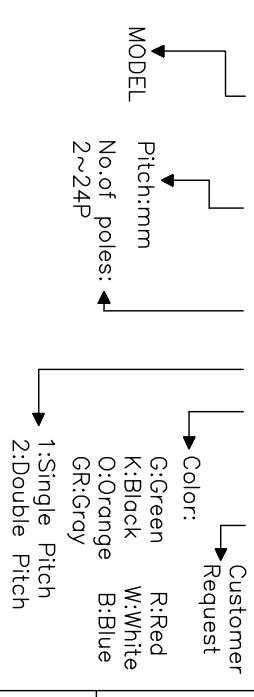
- Material
 - ⊘Screws : M2.5 steel, Zinc plated,
 - “_” slot type
 - ⊙Housing : PA66, UL94V-0
 - ⊙Reed : Phosphor bronze, Ni plated
 - ⊙Pin header : Brass, Tin plated

- Electrical
 - UL IEC
 - Rated voltage : 300V 250V
 - Rated current : 10A 12A
 - Insulation resistance: 500MΩ/DC500V
 - Withstanding Voltage : AC2000V/1min
 - Wire range: 28-16AWG 1.5mm²

- Mechanical
 - Operating temperature: -40℃~+105℃
 - Soldering temperature: 250℃±5/5sec
 - Torque: 0.4N.m (3.54Lb.in)
 - Strip length: 5-6mm

HOW TO ORDER

KF332-5.0-XXP-1 X-XXXXX



N=Number of Poles
 Dim P=(N-1)x5.00
 Dim L=Nx5.00

Poles	Dim P	Dim L
2-6P	±0.10	±0.15
7-12P	±0.20	±0.20
13-18P	±0.25	±0.30
19-24P	±0.30	±0.40

GENERAL TOLERANCE ANGLE TOLERANCE

X	±0.5	X	±5°
.X	±0.3	.X	±3°
.XX	±0.1	.XX	±1°

DRAWING TYPE	CUSTOMER
SCALE	1:1
SHEET	1 OF 1
DRAWING NO.	

PROJECTION	TITLE
UNITS	mm
SHEET SIZE	A4
SERIES	KF332
KF332-5.0-XXP	

科奕科技有限公司