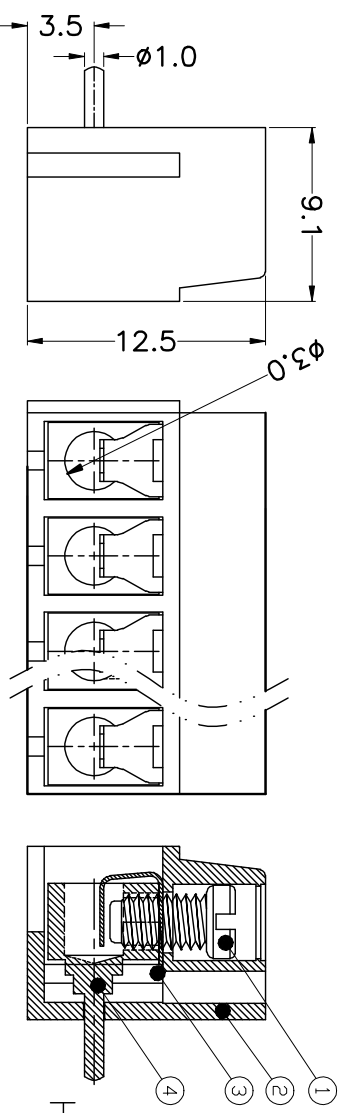
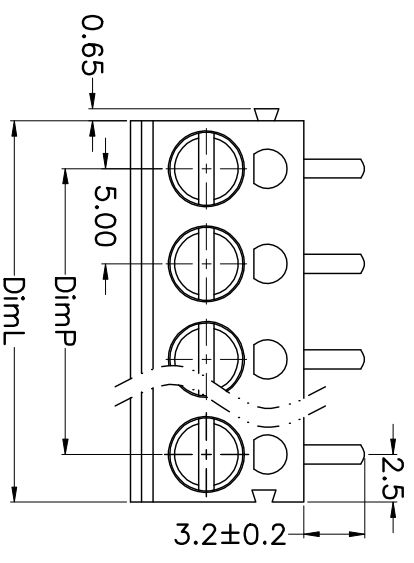
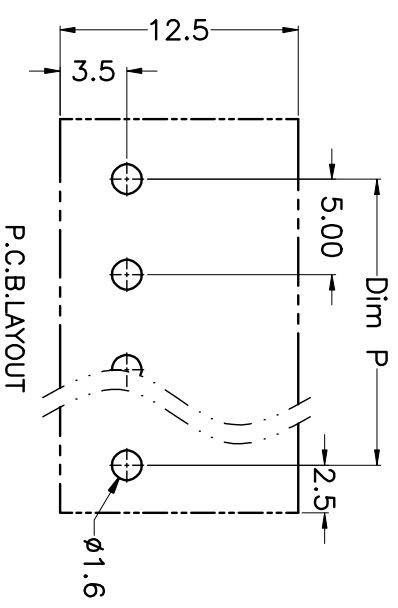


REV.	DESCRIPTION	DATE	DRAWN	APPROVED
A1	DWG.REL	2015.3.12	FANG	YANG



N=Number of Poles
Dim P=(N-1)x5.00
Dim L=Nx5.00

Poles	Dim P	Dim L
2-6P	±0.10	±0.15
7-12P	±0.20	±0.20
13-18P	±0.25	±0.30
19-24P	±0.30	±0.40



GENERAL TOLERANCE		ANGLE TOLERANCE	
X	±0.5	X	±5°
.X	±0.3	.X	±3°
.XX	±0.1	.XX	±1°

DRAWING TYPE	CUSTOMER
SCALE	1:1
DRAWING NO.	SHEET 1 OF 1

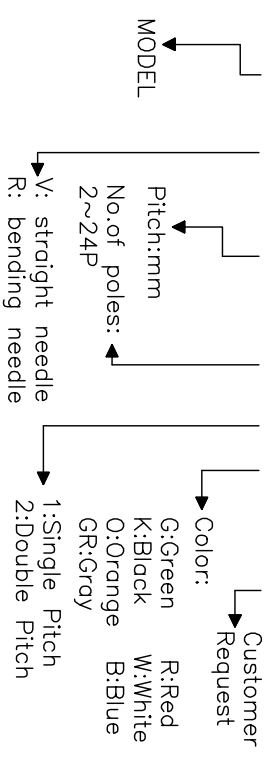
- Material
 - ⊙Screws : M3.0 steel, Zinc plated,
 - “_” slot type
 - ⊙Housing : PA66, UL94V-0
 - ⊙Reed : Phosphor bronze, Ni plated or stainless steel
 - ⊙Pin header : Brass, Tin plated

- Electrical

UL	IEC
Rated voltage : 300V	250V
Rated current : 12A	24A
Insulation resistance: 500MΩ/DC500V	
Withstanding Voltage : AC2000V/1min	
Wire range: 22-14AWG	2.5mm ²

- Mechanical
 - Operating temperature: -30°C ~ +120°C
 - Soldering temperature: 250°C ±5 / 5sec
 - Torque: 0.5N.m (4.43lb.in)
 - Strip length: 4.5-5mm

HOW TO ORDER
KF300 R - 5.0 - XXP - 1 X - XXXXX



PROJECTION	TITLE
UNITS	KF300R-5.0-XXP
SHEET SIZE	A4
SERIES	KF300R

科奕科技有限公司