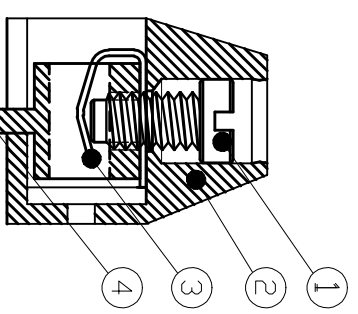
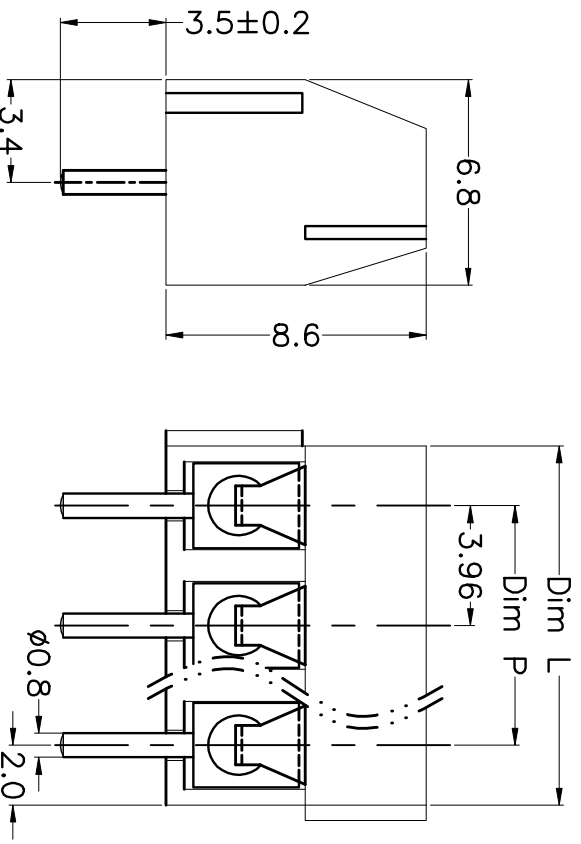
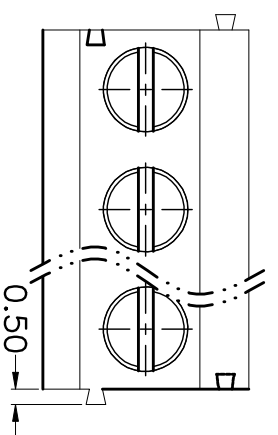


REV.	DESCRIPTION	DATE	DRAWN	APPROVED
A1	DWG.REL	2015.3.12	FANG	YANG



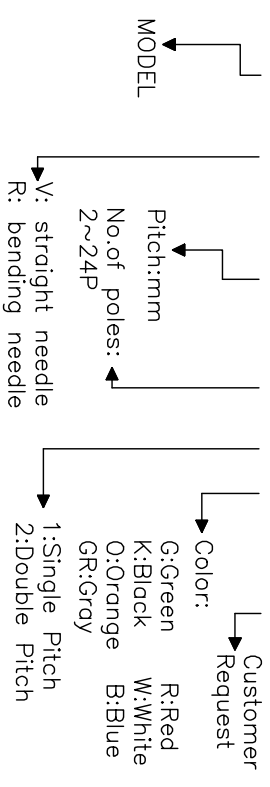
- Material
 - ØScrews : M2.0 steel, Zinc plated, “-” slot type
 - ØHousing : PA66, UL94V-0
 - ØReed : Phosphor bronze, Ni plated or stainless steel
 - ØPin header : Brass, Tin plated

- Electrical
 - UL IEC
 - Rated voltage : 300V 130V
 - Rated current : 7A 10A
 - Insulation resistance: 500MΩ/DC500V
 - Withstanding Voltage : AC1250V/1min
 - Wire range: 24-18AWG 1.0mm²

- Mechanical
 - Operating temperature: -40°C ~ +105°C
 - Soldering temperature: 250°C ±5 / 5sec
 - Torque: 0.2N.m (1.77Lb.in)
 - Strip length: 5-6mm

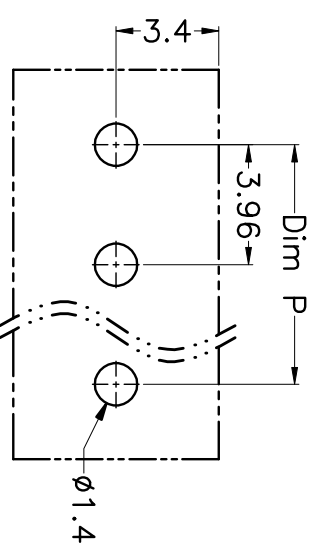
HOW TO ORDER

KF396 V - 3.96 - XXP - 1 X - XXXXXX



N=Number of Poles
Dim P=(N-1)x3.96
Dim L=Nx3.96

Poles	Dim P	Dim L
2-6P	±0.10	±0.15
7-12P	±0.20	±0.20
13-18P	±0.25	±0.30
19-24P	±0.30	±0.40



P.C.B.LAYOUT

GENERAL TOLERANCE	ANGLE TOLERANCE
X: ±0.5	X: ±5°
X: ±0.3	X: ±3°
.XX: ±0.1	.XX: ±1°

DRAWING TYPE	CUSTOMER
SCALE	1:1
DRAWING NO.	SHEET 1 OF 1

PROJECTION	TITLE
UNITS: mm	KF396V-3.96-XXP
SHEET SIZE: A4	SERIES: KF396V

科奕科技有限公司