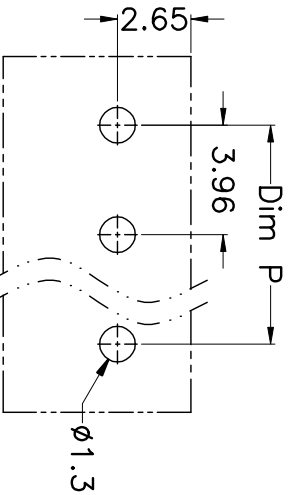
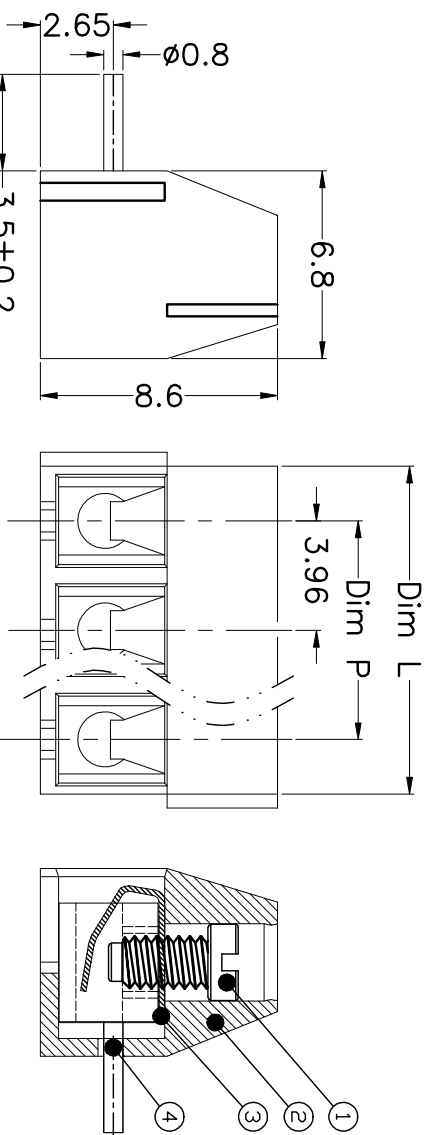
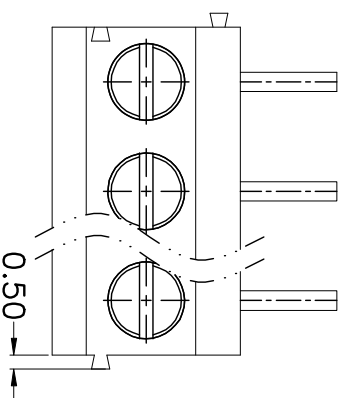


REV.	DESCRIPTION	DATE	DRAWN	APPROVED
A1	DWG.REL	2015.3.12	FANG	YANG



N=Number of Poles
Dim P=(N-1)x3.96
Dim L=Nx3.96

Poles	Dim P	Dim L
2-6P	±0.10	±0.15
7-12P	±0.20	±0.20
13-18P	±0.25	±0.30
19-24P	±0.30	±0.40

GENERAL TOLERANCE		ANGLE TOLERANCE	
X	±0.5	X	±5'
X	±0.3	X	±3'
XX	±0.1	XX	±1'

DRAWING TYPE	CUSTOMER	SHEET	1 OF 1
SCALE	1:1		
DRAWING NO.			

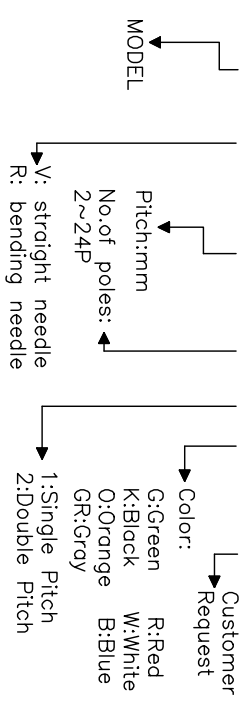
- Material
 - ⊙Screws : M2.0 steel, Zinc plated,
 - “_” slot type
 - ⊙Housing : PA66, UL94V-0
 - ⊙Reed : Phosphor bronze, Ni plated or stainless steel
 - ⊙Pin header : Brass, Tin plated

- Electrical
 - UL IEC
 - Rated voltage : 300V 130V
 - Rated current : 7A 10A
 - Insulation resistance: 500MΩ/DC500V
 - Withstanding Voltage : AC1250V/1min
 - Wire range: 24-18AWG 1.0mm²

- Mechanical
 - Operating temperature: -40℃~+105℃
 - Soldering temperature: 250℃±5/5sec
 - Torque: 0.2N.m (1.77Lb.in)
 - Strip length: 5-6mm

HOW TO ORDER

KF396 R - 3.96 - XXXP - 1 X - XXXXX



PROJECTION	TITLE
UNITS	KF396R-3.96-XXXP
SHEET SIZE	A4
SERIES	KF396R

科奕科技有限公司