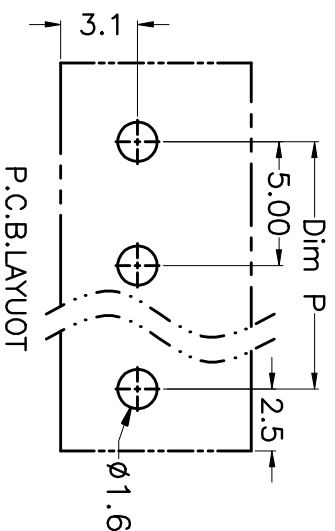
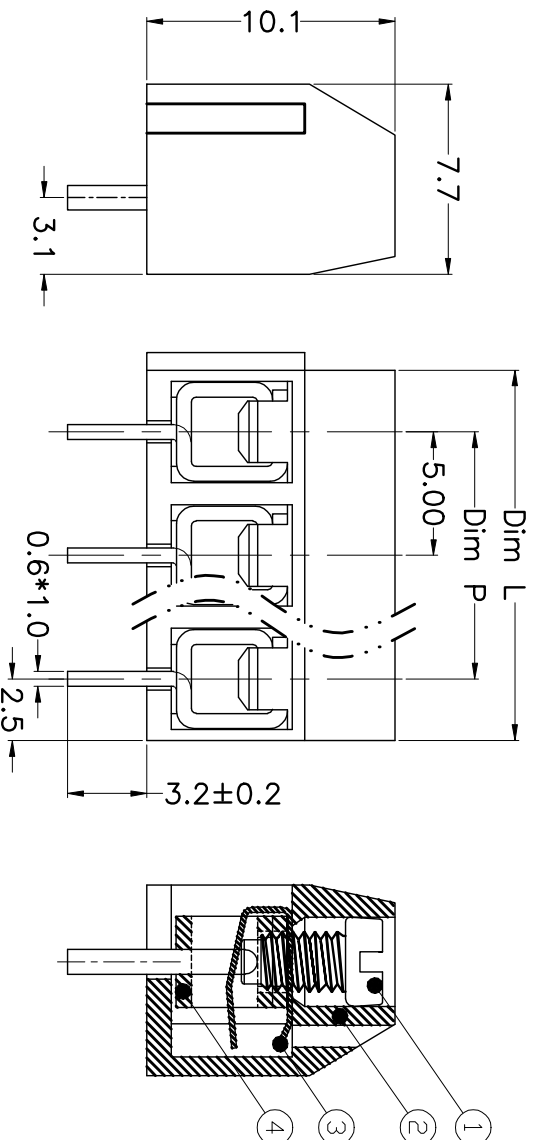
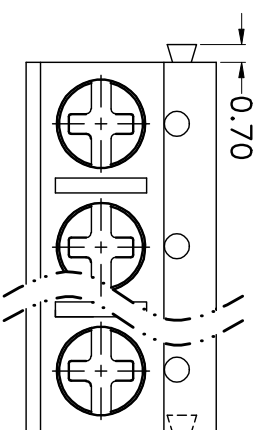


REV.	DESCRIPTION	DATE	DRAWN	APPROVED
A1	DWG.REL	2015.3.12	FANG	YANG



N=Number of Poles
 Dim P=(N-1)x5.00
 Dim L=Nx5.00

Poles	Dim P	Dim L
2-6P	±0.10	±0.15
7-12P	±0.20	±0.20
13-18P	±0.25	±0.30
19-24P	±0.30	±0.40

GENERAL TOLERANCE ANGLE TOLERANCE

X	±0.5	X	±5°
.X	±0.3	.X	±3°
.XX	±0.1	.XX	±1°

DRAWING TYPE	CUSTOMER	SHEET	1 OF 1
SCALE	1:1		
DRAWING NO.			

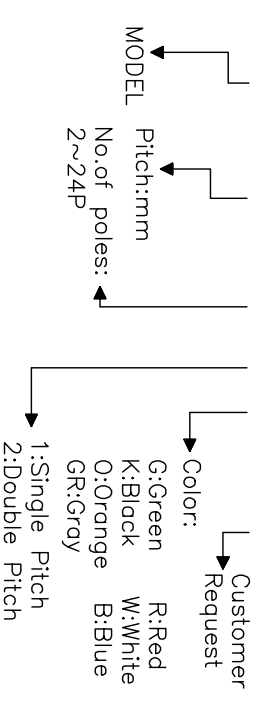
- Material
 - ① Screws : M2.5 steel, Zinc plated, “-/+” slot type
 - ② Housing : PA66, UL94V-0
 - ③ Reed : Phosphor bronze, Ni plated or stainless steel
 - ④ Pin header : Brass, Tin plated

- Electrical UL IEC
 - Rated voltage : 300V 250V
 - Rated current : 16A 17.5A
 - Insulation resistance: 500MΩ/DC500V
 - Withstanding Voltage : AC2000V/1min
 - Wire range: 22-14AWG 2.5mm²

- Mechanical
 - Operating temperature: -30°C to +120°C
 - Soldering temperature: 250°C ±5/5sec
 - Torque: 0.4N.m (3.54Lb.in)
 - Strip length: 4.5-5mm

HOW TO ORDER

KF302-5.0-XXP-1 X-XXXXXX



PROJECTION	TITLE
UNITS mm	KF302-5.0-XXP
SHEET SIZE A4	SERIES KF302

科奕科技有限公司