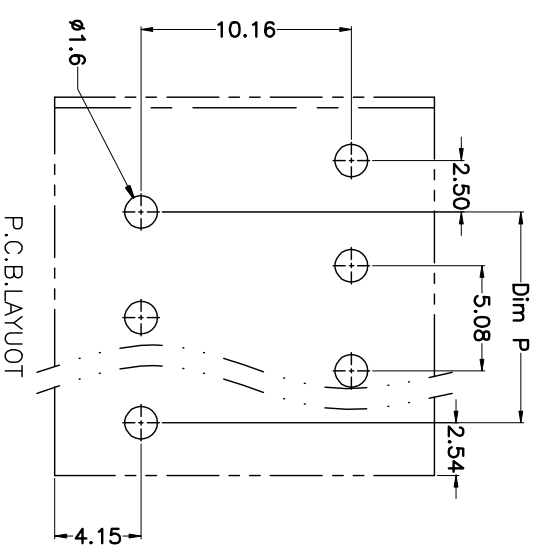
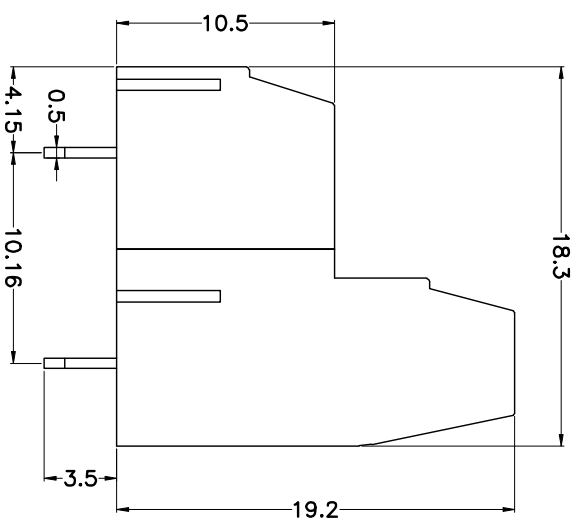
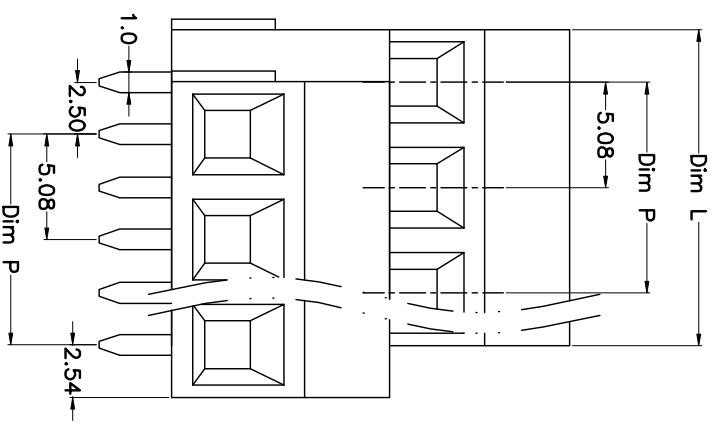


REV.	DESCRIPTION	DATE	DRAWN	APPROVED
A1	DWG.REL	2015.3.12	FANG	YANG

- Material  
Screws : M2.5 steel, Zinc plated, “—” slot type  
Clamp : Brass, Ni plated  
Pin header : Brass, Tin plated  
Housing : PA66, UL94V-0
- Electrical  
UL IEC  
Rated voltage : 300V 250V  
Rated current : 12A 15A  
Insulation resistance: 500MΩ/DC500V  
Withstanding Voltage : AC2000V/1min  
Wire range: 26-14AWG 2.5mm<sup>2</sup>
- Mechanical  
Operating temperature: -40℃~+105℃  
Soldering temperature: 250℃±5/5sec  
Torque: 0.4N.m (3.54Lb.in)  
Strip length: 5-6mm

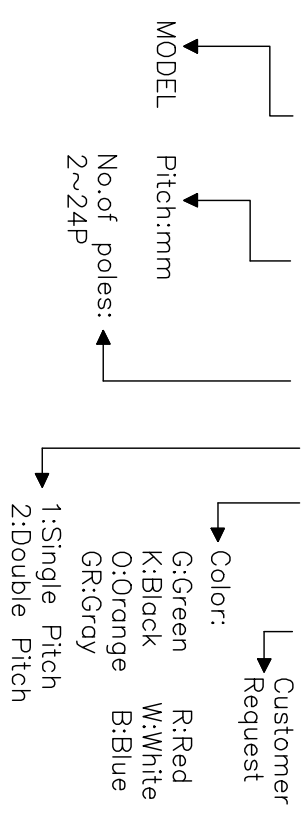


N=Number of Poles  
Dim P=(N-1)×5.08  
Dim L=N×5.08

Poles	Dim P	Dim L
2-6P	±0.10	±0.15
7-12P	±0.20	±0.20
13-18P	±0.25	±0.30
19-24P	±0.30	±0.40

### HOW TO ORDER

KF127DG-5.08-XXP-1 X-XXXXX



GENERAL TOLERANCE		ANGLE TOLERANCE	
X.	±0.5	X.	±5°
.X	±0.3	.X.	±3'
.XX	±0.1	.XX.	±1'
DRAWING TYPE CUSTOMER		SCALE	
DRAWING NO.		1:1	SHEET 1 OF 1

PROJECTION	TITLE
mm	KF127DG-5.08-XXP
SHEET SIZE	SERIES
A4	KF127DG

# 科奕科技有限公司