

REV.	DESCRIPTION	DATE	DRAWN	APPROVED
A1	DWG.REL	2015.3.12	FANG	YANG

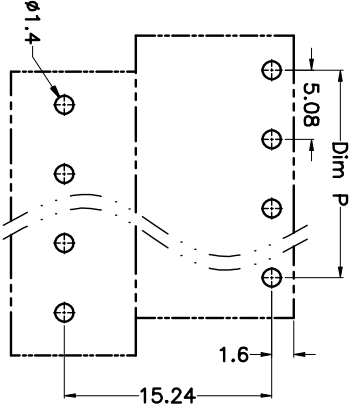
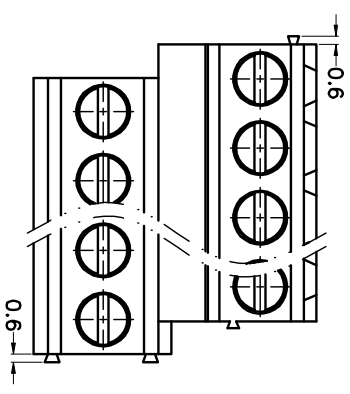
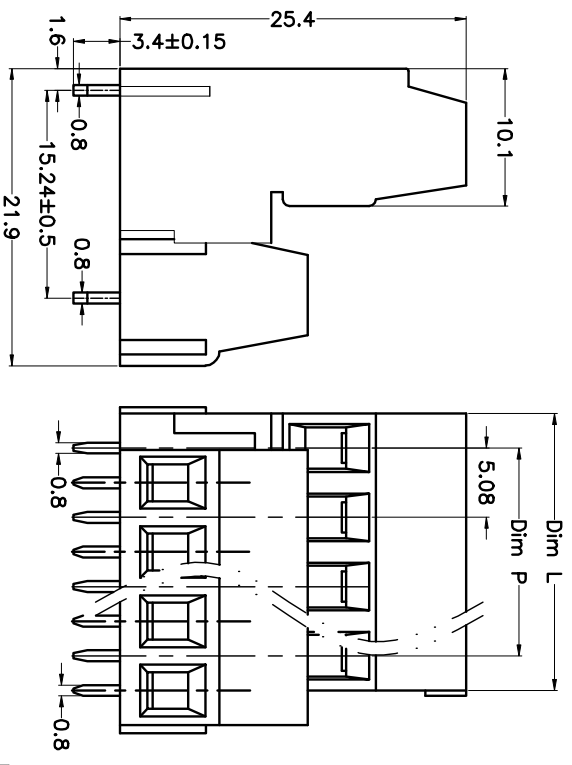
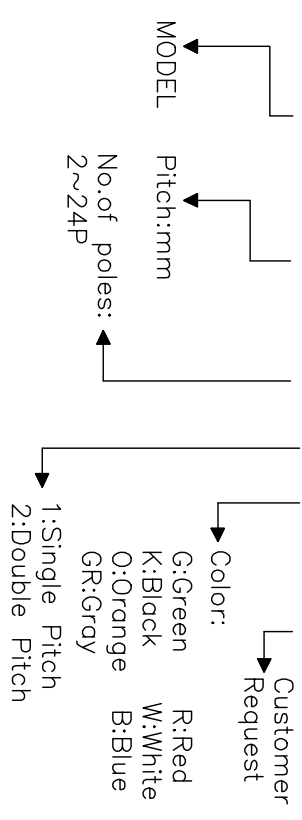
- Material
 - ①Screws : M3.0 steel, Zinc plated,
 - “_” slot type
 - ②Housing : PA66, UL94V-0
 - ③Clamp : Brass, Ni plated
 - ④Pin header : Brass, Tin plated

- Electrical
 - UL IEC
 - Rated voltage : 300V 250V
 - Rated current : 15A 18A
 - Insulation resistance: 500MΩ/DC500V
 - Withstanding Voltage : AC2000V/1min
 - Wire range: 24-14AWG 2.5mm²

- Mechanical
 - Operating temperature:-40℃~+105℃
 - Soldering temperature:250℃±5/5sec
 - Torque: 0.5N.m (4.43Lb.in)
 - Strip length: 6-7mm

HOW TO ORDER

KF128GDA-5.08-XXP-2 X-XXXXX



N=Number of Poles
Dim P=(N-1)x5.08
Dim L=Nx5.08

Poles	Dim P	Dim L
2-6P	±0.10	±0.15
7-12P	±0.20	±0.20
13-18P	±0.25	±0.30
19-24P	±0.30	±0.40

GENERAL TOLERANCE ANGLE TOLERANCE

X.	±0.5	X.	±5'
.X	±0.3	.X.	±3'
.XX	±0.1	.XX.	±1'

DRAWING TYPE	CUSTOMER	SHEET	1 OF 1
SCALE	1:1		
DRAWING NO.			

PROJECTION	TITLE
UNITS	KF128DGA-5.08-XXP
SHEET SIZE	A4
SERIES	KF128DGA

科奕科技有限公司