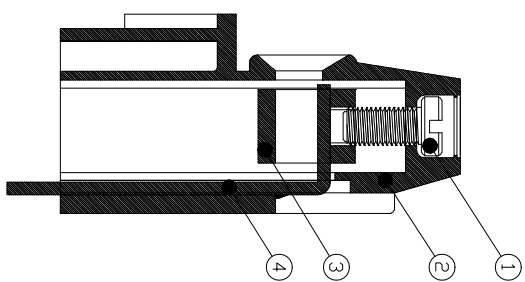
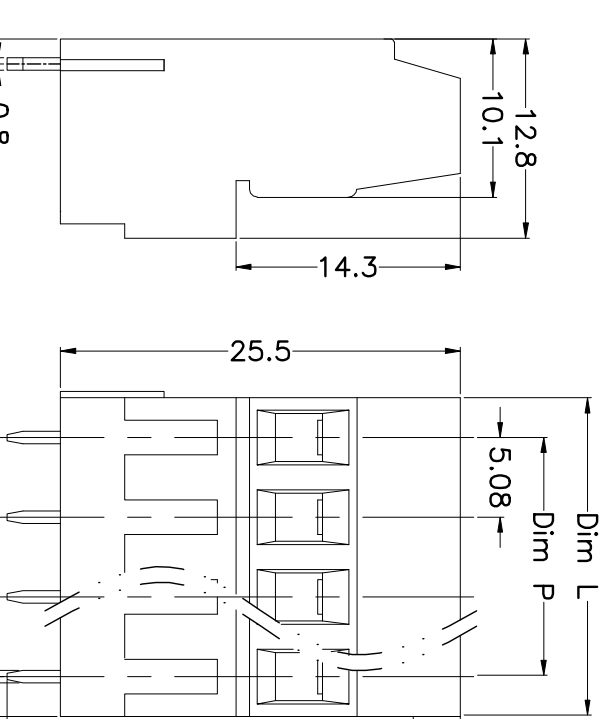
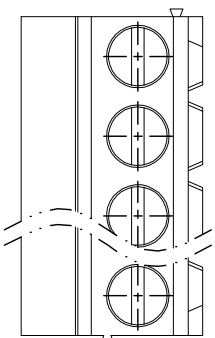


REV.	DESCRIPTION	DATE	DRAWN	APPROVED
A1	DWG.REL	2015.3.12	FANG	YANG



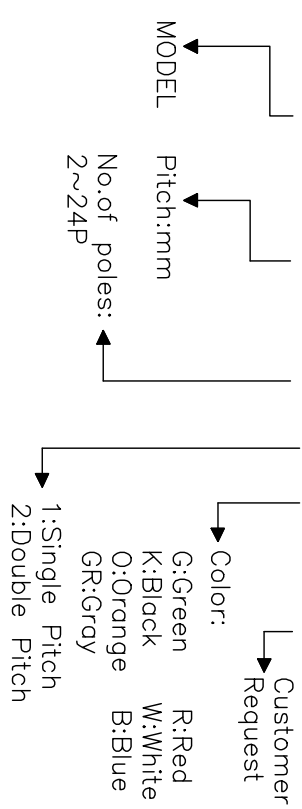
- Material
  - ①Screws : M3.0 steel, Zinc plated,
  - “-” slot type
  - ②Housing : PA66, UL94V-0
  - ③Clamp : Brass, Ni plated
  - ④Pin header : Brass, Tin plated

- Electrical
  - UL IEC
  - Rated voltage : 300V 250V
  - Rated current : 15A 24A
  - Insulation resistance: 500MΩ/DC500V
  - Withstanding Voltage : AC2000V/1min
  - Wire range: 24-14AWG 2.5mm<sup>2</sup>

- Mechanical
  - Operating temperature:-40℃~+105℃
  - Soldering temperature:250℃±5/5sec
  - Torque: 0.5N.m (4.43Lb.in)
  - Strip length: 6-7mm

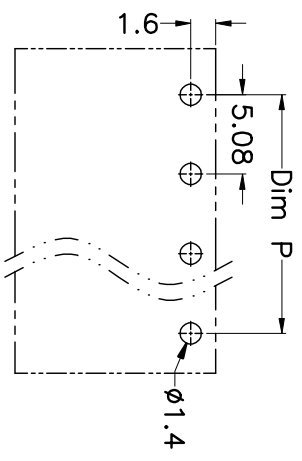
### HOW TO ORDER

KF128G-5.08-XXP-1 X-XXXXXX



N=Number of Poles  
Dim P=(N-1)x5.08  
Dim L=Nx5.08

Poles	Dim P	Dim L
2-6P	±0.10	±0.15
7-12P	±0.20	±0.20
13-18P	±0.25	±0.30
19-24P	±0.30	±0.40



### GENERAL TOLERANCE ANGLE TOLERANCE

X.	±0.5	X.	±5'
.X	±0.3	.X.	±3'
.XX	±0.1	.XX.	±1'

### PROJECTION

UNITS	mm
SHEET SIZE	A4

### TITLE

KF128G-5.08-XXP

科奕科技有限公司

A B C D E F G H 1 2 3 4 5 6 7 8