

REV.	DESCRIPTION	DATE	DRAWN	APPROVED
A1	DWG.REL	2015.3.12	FANG	YANG

- Material
 - ◊Screws : M2.5 steel, Zinc plated,
 - “-” slot type
 - ◊Housing : PA66, UL94V-0
 - ◊Clamp : Steel, Zinc plated
 - ◊Pin header : Brass, Tin plated

- Electrical

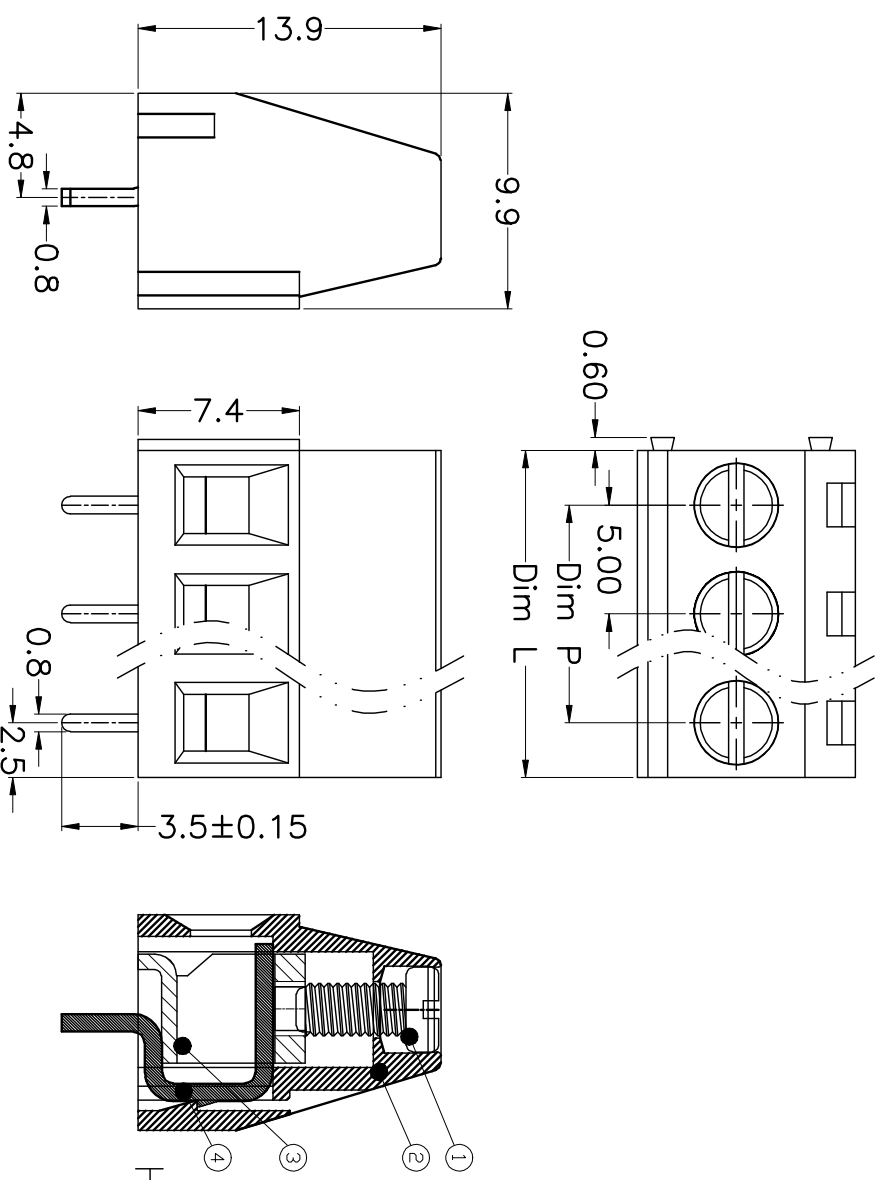
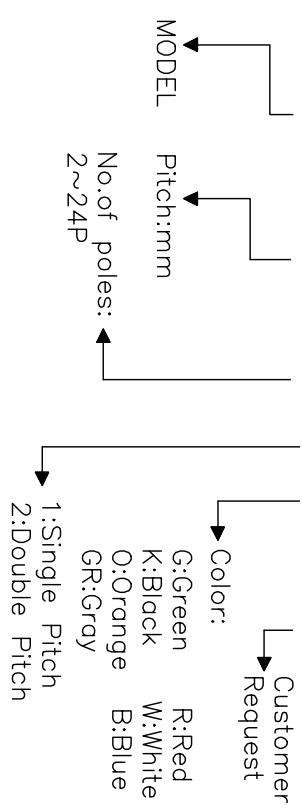
UL	IEC
Rated voltage : 300V	250V
Rated current : 10A	18A

Insulation resistance: 500MΩ/DC500V
 Withstanding Voltage : AC2000V/1min
 Wire range: 24-12AWG 2.5mm²

- Mechanical
 - Operating temperature: -40°C to +105°C
 - Soldering temperature: 250°C±5/5sec
 - Torque: 0.4N.m (3.54Lb.in)
 - Strip length: 6-7mm

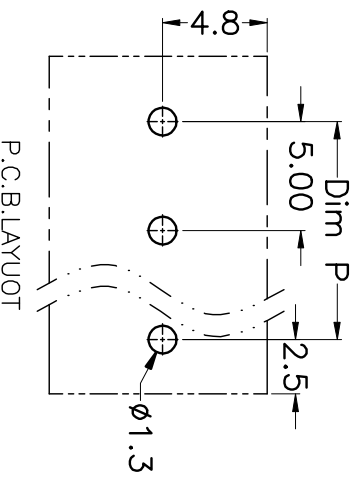
HOW TO ORDER

KF128V-5.0-XXP-1 X-XXXXX



N=Number of Poles
 Dim P=(N-1)x5.00
 Dim L=Nx5.00

Poles	Dim P	Dim L
2-6P	±0.10	±0.15
7-12P	±0.20	±0.20
13-18P	±0.25	±0.30
19-24P	±0.30	±0.40



GENERAL TOLERANCE		ANGLE TOLERANCE	
X.	±0.5	X.	±5'
.X	±0.3	.X.	±3'
.XX	±0.1	.XX.	±1'

DRAWING TYPE	CUSTOMER
SCALE	1:1
SHEET	1 OF 1
DRAWING NO.	

PROJECTION	TITLE
UNITS: mm	KF128V-5.0-XXP
SHEET SIZE: A4	SERIES: KF128V

科奕科技有限公司