

REV.	DESCRIPTION	DATE	DRAWN	APPROVED
A1	DWG.REL	2015.3.12	FANG	YANG

- Material
 - ①Screws : M2.5 steel, Zinc plated,
 - “—” slot type
 - ②Housing : PA66, UL94V-0
 - ③Clamp : Steel, Zinc plated
 - ④Pin header : Brass, Tin plated

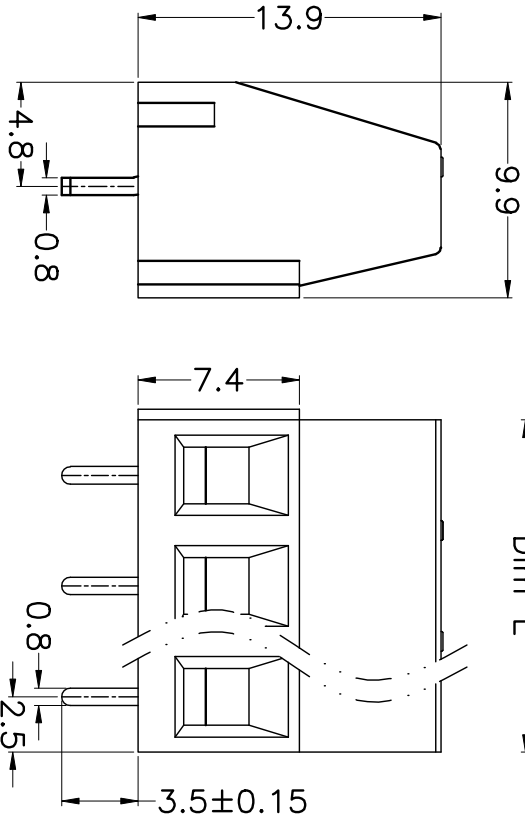
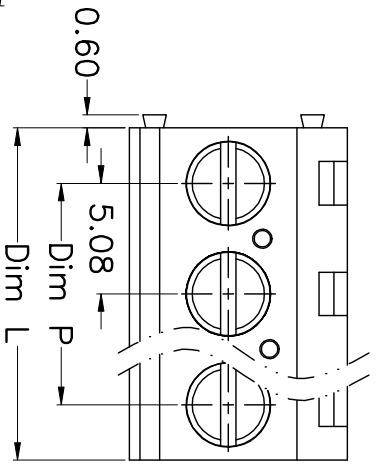
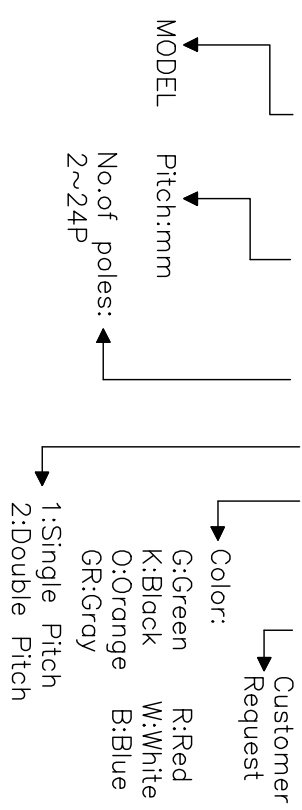
- Electrical

UL	IEC
Rated voltage : 300V	250V
Rated current : 10A	18A
Insulation resistance: 500MΩ/DC500V	
Withstanding Voltage : AC2000V/1min	
Wire range: 24-12AWG	2.5mm ²

- Mechanical
 - Operating temperature: -40°C to +105°C
 - Soldering temperature: 250°C ± 5/5sec
 - Torque: 0.4N.m (3.54Lb.in)
 - Strip length: 6-7mm

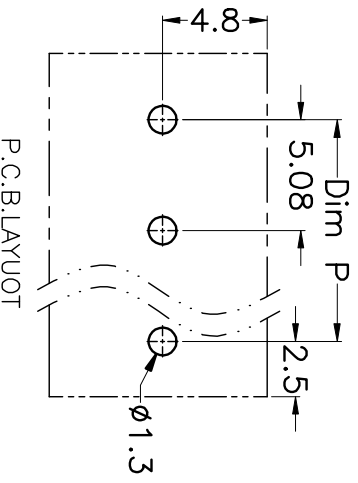
HOW TO ORDER

KF128V-5.08-XXP-1 X-XXXXX



N=Number of Poles
Dim P=(N-1)x5.08
Dim L=Nx5.08

Poles	Dim P	Dim L
2-6P	±0.10	±0.15
7-12P	±0.20	±0.20
13-18P	±0.25	±0.30
19-24P	±0.30	±0.40



GENERAL TOLERANCE

GENERAL TOLERANCE	ANGLE TOLERANCE
X: ±0.5	X: ±5'
.X: ±0.3	.X: ±3'
.XX: ±0.1	.XX: ±1'

DRAWING TYPE	CUSTOMER	SHEET	1 OF 1
SCALE	1:1		
DRAWING NO.			

PROJECTION

UNITS	TITLE
mm	KF128V-5.08-XXP
SHEET SIZE	A4
SERIES	KF128V

科奕科技有限公司