

REV.	DESCRIPTION	DATE	DRAWN	APPROVED
A1	DWG.REL	2015.3.12	FANG	YANG

- Material
  - ⊙Screws : M2.5 steel, Zinc plated,
  - “-” slot type
  - ⊙Housing : PA66, UL94V-0
  - ⊙Clamp : Steel, Zinc plated
  - ⊙Pin header : Brass, Tin plated

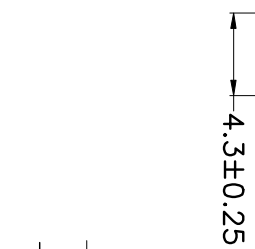
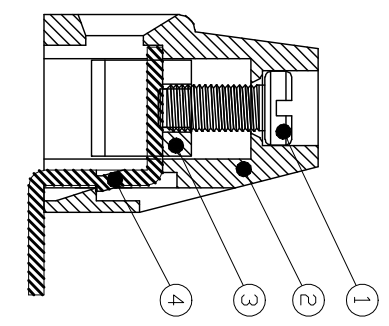
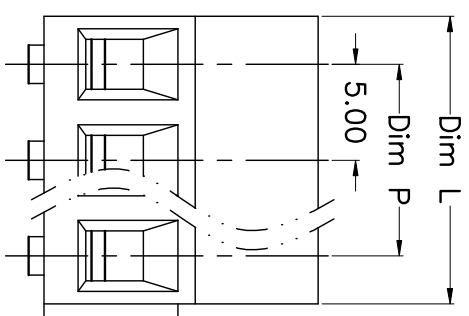
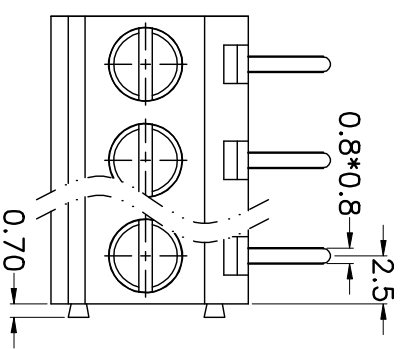
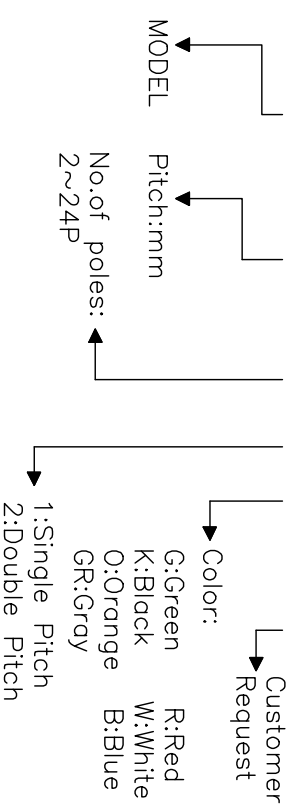
- Electrical
 

UL	IEC
Rated voltage : 300V	250V
Rated current : 10A	18A
Insulation resistance: 500MΩ/1000V	
Withstanding Voltage : AC2000V/1min	
Wire range: 24-12AWG	2.5mm <sup>2</sup>

- Mechanical
  - Operating temperature:  $-40^{\circ}\text{C}$  to  $+105^{\circ}\text{C}$
  - Soldering temperature:  $250^{\circ}\text{C} \pm 5/5\text{sec}$
  - Torque: 0.4N.m (3.54Lb.in)
  - Strip length: 6-7mm

### HOW TO ORDER

KF128R-5.0-XXP-1 X-XXXXXX



P.C.B.LAYUOT

N=Number of Poles  
Dim P=(N-1)x5.00  
Dim L=Nx5.00

Poles	Dim P	Dim L
2-6P	±0.10	±0.15
7-12P	±0.20	±0.20
13-18P	±0.25	±0.30
19-24P	±0.30	±0.40

GENERAL TOLERANCE		ANGLE TOLERANCE	
X.	±0.5	X.	±5'
.X	±0.3	.X	±3'
.XX	±0.1	.XX	±1'
DRAWING TYPE	CUSTOMER		
SCALE	1:1	SHEET	1 OF 1
DRAWING NO.			

PROJECTION	TITLE
mm	KF128R-5.0-XXP
UNITS	
A4	
SHEET SIZE	
A4	
SERIES	KF128R

# 科奕科技有限公司