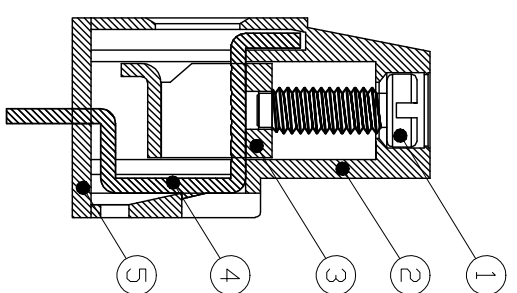
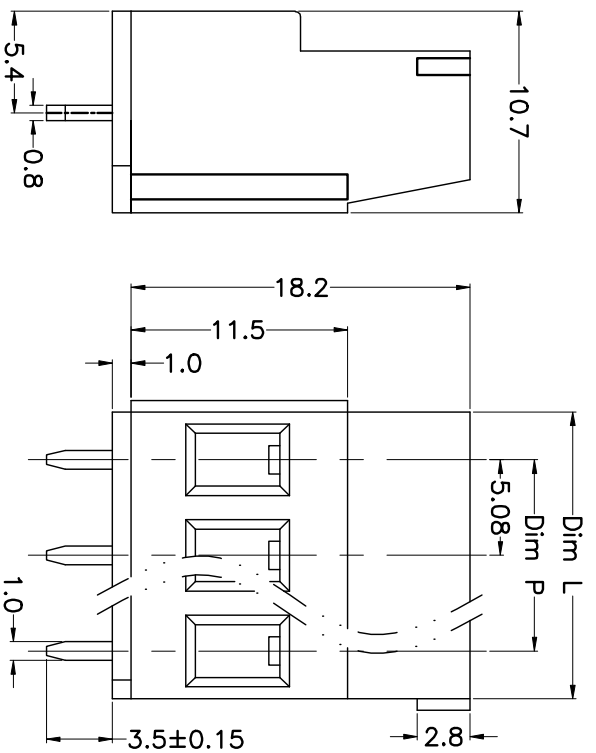
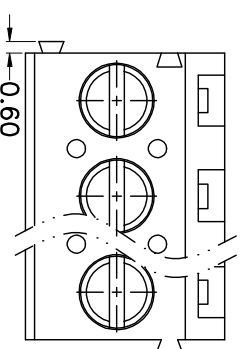
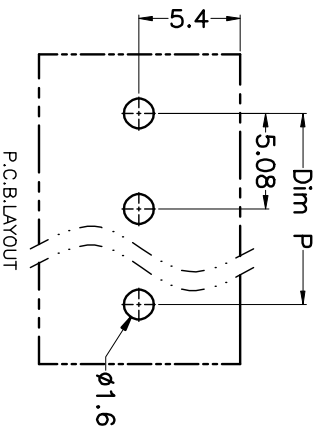


REV.	DESCRIPTION	DATE	DRAWN	APPROVED
A1	DWG.REL	2015.3.12	FANG	YANG



N=Number of Poles  
 Dim P=(N-1)x5.08  
 Dim L=Nx5.08

Poles	Dim P	Dim L
2-6P	±0.10	±0.15
7-12P	±0.20	±0.20
13-18P	±0.25	±0.30
19-24P	±0.30	±0.40



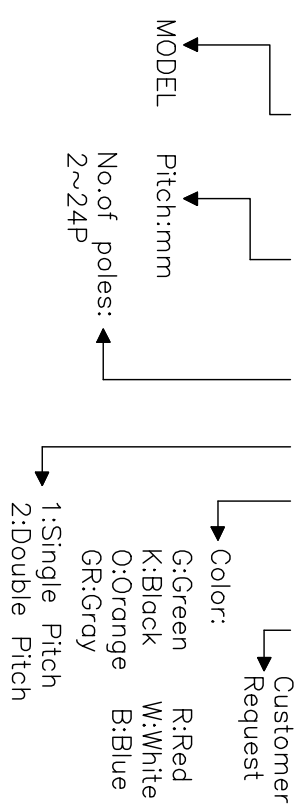
- Material
  - ⊙Screws : M2.5 steel, Zinc plated,
  - “-” slot type
  - ⊙Housing : PA66, UL94V-0
  - ⊙Clamp : Steel, Zinc plated
  - ⊙Pin header : Brass, Tin plated

- Electrical
  - UL IEC
  - Rated voltage : 300V 250V
  - Rated current : 20A 20A
  - Insulation resistance: 500MΩ/DC500V
  - Withstanding Voltage : AC2000V/1min
  - Wire range: 24-12AWG 4.0mm<sup>2</sup>

- Mechanical
  - Operating temperature: -40°C to +105°C
  - Soldering temperature: 250°C ±5/5sec
  - Torque: 0.4N.m (3.54Lb.in)
  - Strip length: 6-7mm

### HOW TO ORDER

KF129VC-5.08-XXP-1 X-XXXXX



### GENERAL TOLERANCE ANGLE TOLERANCE

X.	±0.5	X.	±5'
.X	±0.3	.X.	±3'
.XX	±0.1	.XX.	±1'

PROJECTION	TITLE
mm	KF129VC-5.08-XXP

DRAWING TYPE	CUSTOMER
SCALE	1:1
DRAWING NO.	SHEET 1 OF 1

科奕科技有限公司