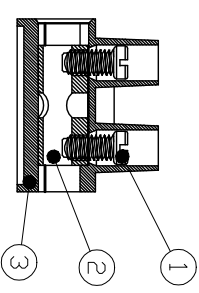
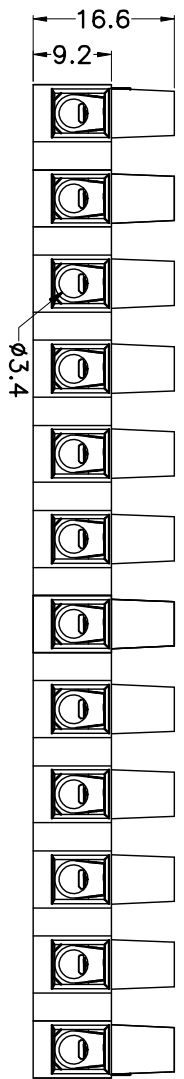
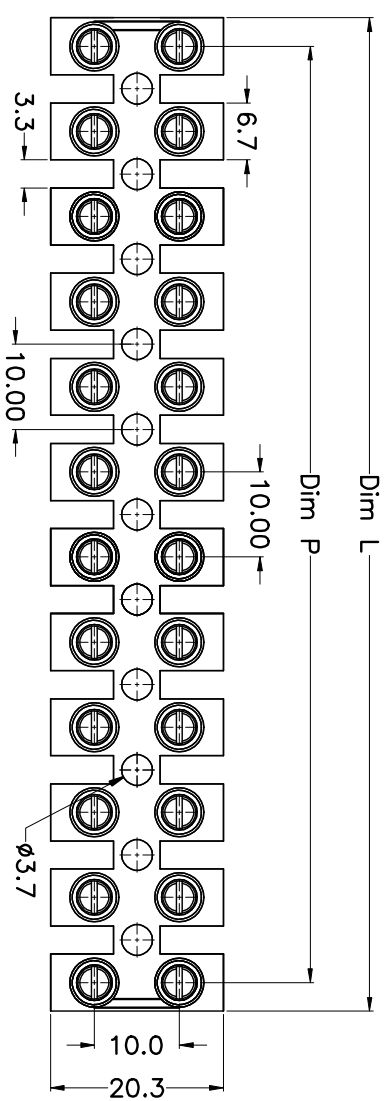


REV.	DESCRIPTION	DATE	DRAWN	APPROVED
A1	DWG.REL	2015.3.12	FANG	YANG

- Material
 @Screws : M3.0 steel, Zinc plated
 @Clamp : Brass, Ni plated
 @Housing : PA66, UL94V-2

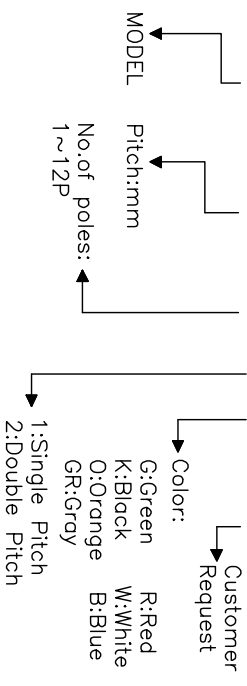
- Electrical
 UL IEC
 Rated voltage : 300V 400V
 Rated current : 30A 41A
 Wire range: 18-10AWG 1.0~6.0mm²

- Mechanical
 Operating temperature: -40°C~+110°C
 Soldering temperature: 250°C±5/5sec
 Torque: 0.5N.m (4.43lb.in)



HOW TO ORDER

KF10H-10.0-XXP-1 X-XXXXXX



Poles	1P	2P	3P	4P	5P	6P	7P	8P	9P	10P	11P	12P
Dim P	0	10.00	20.00	30.00	40.00	50.00	60.00	70.00	80.00	90.00	100.00	110.00
Dim L	6.70	16.65	26.65	36.65	46.65	56.65	66.65	76.65	86.65	96.65	106.65	116.65
Tol.			±0.15								±0.20	

GENERAL TOLERANCE ANGLE TOLERANCE

X.	±0.5	X.	±5'
.X	±0.3	.X.	±3'
.XX	±0.1	.XX.	±1'

PROJECTION UNITS

UNIT	mm
SHEET SIZE	A4

TITLE: KF10H-10.0-XXP

SERIES: KF10H

科奕科技有限公司

DRAWING TYPE	CUSTOMER
SCALE	1:1
DRAWING NO.	SHEET 1 OF 1