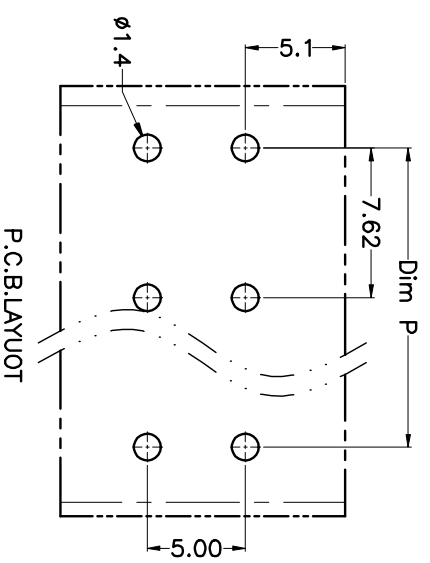
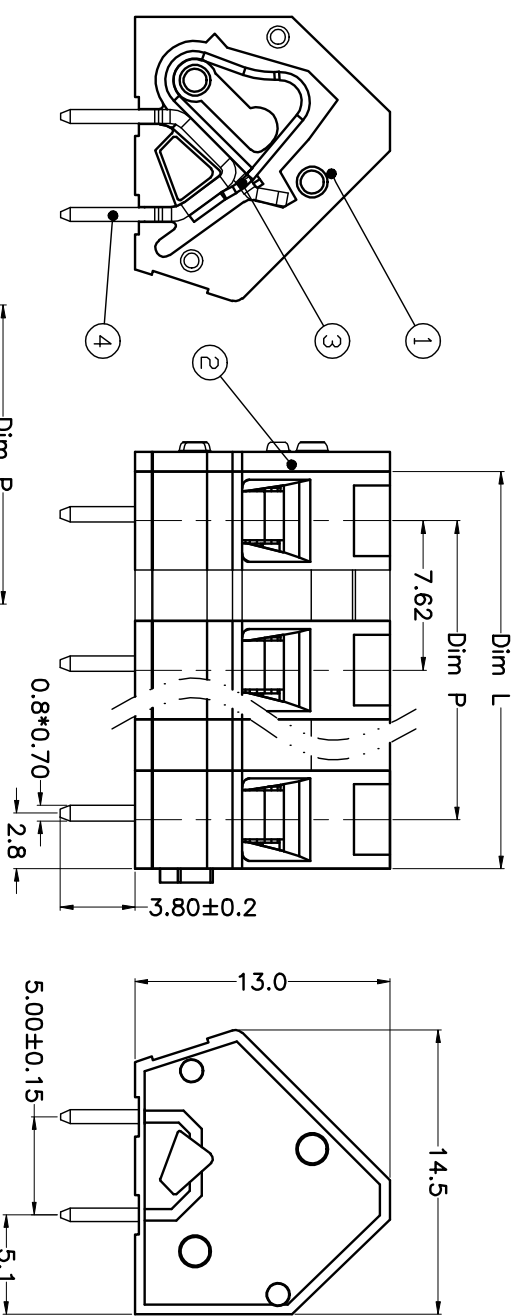
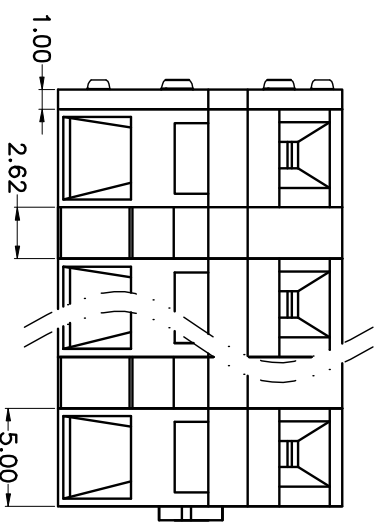


REV.	DESCRIPTION	DATE	DRAWN	APPROVED
A1	DWG.REL	2015.3.12	FANG	YANG



N=Number of Poles
 Dim P=(N-1)x7.62
 Dim L=Nx7.62-2.62

Poles	Dim P	Dim L
2-6P	±0.10	±0.15
7-12P	±0.20	±0.20
13-18P	±0.25	±0.30
19-24P	±0.30	±0.40

GENERAL TOLERANCE	ANGLE TOLERANCE
X: ±0.5	X: ±5'
.X: ±0.3	.X: ±3'
.XX: ±0.1	.XX: ±1'

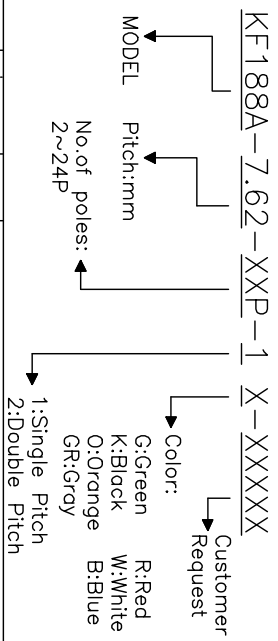
DRAWING TYPE	CUSTOMER	SHEET	OF
SCALE	1:1	1	1
DRAWING NO.			

- Material
 - ①Housing : PA66, UL94V-0
 - ②Cover : PA66, UL94V-0
 - ③Reed : Stainless steel
 - ④Pin header : Brass, Tin plated

- Electrical
 - UL IEC
 - Rated voltage : 300V 750V
 - Rated current : 15A 17A
 - Insulation resistance: 500MΩ/DC500V
 - Withstanding Voltage : AC2000V/1min
 - Wire range: 24-14AWG 2.5mm²

- Mechanical
 - Operating temperature: -40°C to +105°C
 - Soldering temperature: 250°C ±5/5sec
 - Strip length: 5-6mm

HOW TO ORDER



PROJECTION	TITLE
UNITS	KF188A-7.62-XXP
SHEET SIZE	mm
A4	SERIES
KF188A	

科奕科技有限公司