

REV.	DESCRIPTION	DATE	DRAWN	APPROVED
A1	DWG.REL	2015.3.12	FANG	YANG

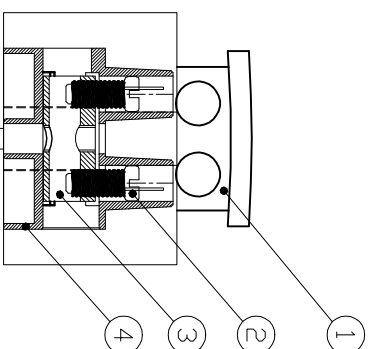
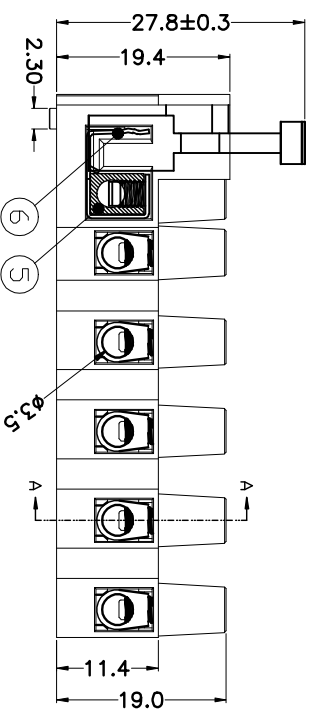
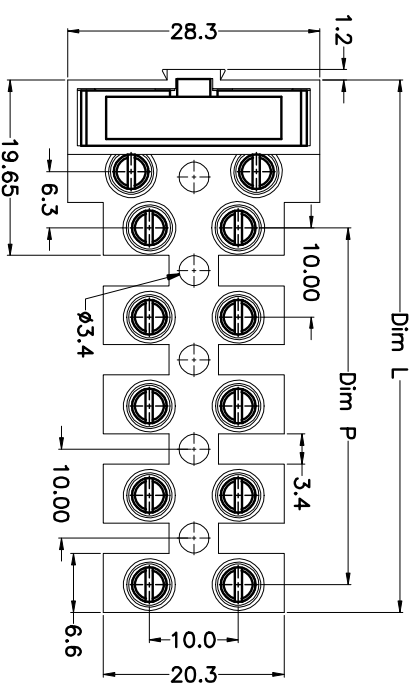
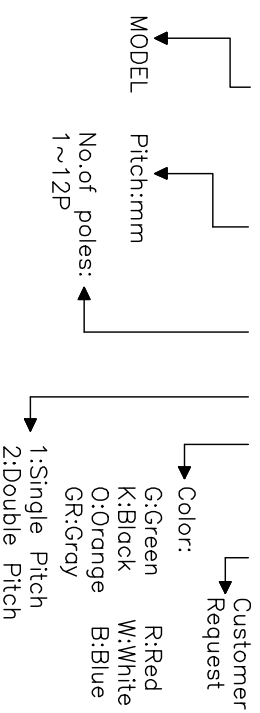
- Material
 - @Button : PA66, UL94V-0
 - @Screws : M3.0 steel, Zinc plated
 - @Clamp 1 : Brass, Ni plated
 - @Housing : PA66, UL94V-0
 - @Clamp 2 : Brass, Ni plated
 - @Reed : Phosphor bronze, Ni plated

- Electrical UL IEC
 - Rated voltage : 300V 450V
 - Rated current : 10A 7.5A
 - Insulation resistance: 500MΩ/DC500V
 - Withstanding Voltage : AC2500V/1min
 - Wire range: 22-14AWG 0.5~2.5mm²

- Mechanical
 - Operating temperature: -40°C~+110°C
 - Soldering temperature: 250°C±5/5sec
 - Torque: 0.5N.m (4.43lb.in)
 - Strip length: 6-7mm

HOW TO ORDER

KF100-10.0-XXP-1 X-XXXXX



Poles	1P	2P	3P	4P	5P	6P
Dim P	0	10.00	20.00	30.00	40.00	50.00
Dim L	19.65	29.65	39.65	49.65	59.65	69.65
Tol.						±0.15

GENERAL TOLERANCE	ANGLE TOLERANCE
X: ±0.5	X: ±5'
.X: ±0.3	.X: ±3'
.XX: ±0.1	.XX: ±1'

DRAWING TYPE	CUSTOMER
SCALE	1:1
DRAWING NO.	SHEET 1 OF 1

PROJECTION	TITLE
UNITS	KF100-10.0-XXP
SHEET SIZE	A4
SERIES	KF100

科奕科技有限公司